CITY OF EDGEWOOD
REGULAR COUNCIL MEETING AGENDA

Tuesday, November 26, 2024 – 7:00 PM ♦ City Hall – 2224 104th Avenue East ♦ Edgewood, WA
Meeting Link: https://cityofedgewood-org.zoom.us/j/86916509308

1. **CALL TO ORDER**
2. **PUBLIC HEARING**
   - **A. AB24-047** - Property Tax Revenue
   - **B. AB24-048** - 2025 Budget
3. **AUDIENCE COMMENT**
4. **MAYOR'S REPORT**
5. **CONSENT AGENDA:** *The consent agenda includes items that are routine in nature and are adopted by one motion. Should Council wish to discuss a consent agenda item, the item would be removed from the consent agenda and discussed under Council Business.*
   The following items are presented for Council approval:
   - **A.** Regular City Council Meeting Minutes of November 12, 2024
   - **B.** Study Session Meeting Minutes of November 19, 2024
   - **C.** Review of Board/Commission Minutes
   - **D. AB24-049-** a motion approving November 2024 Budgeted Expenditures as follows: Deferred Compensation Program; Payroll Direct Deposit; Department of Retirement Systems; and IRS 941; in the amount of $146,212.92 and Vendor Check Numbers 26310 through 26315, with EFT and Direct Pay Payments in the amount of $374,503.22. Total distributions submitted for review and authorization in the amount of $520,716.14.
6. **COUNCIL BUSINESS**
   - **A. AB24-050** - Appointment of Michael Stacey to Postion No. 3 of Economic Development Advisory Board
   - **B. AB24-0664** - Ordinance 24-0664 setting the Property Tax Levy for Fiscal Year 2025
   - **C. AB24-0747 -** Resolution 24-0747 freezing the Traffic Impact Fee Scheduled Increase
7. **COUNCIL COMMENTS**
8. **ADJOURN**

This meeting is accessible to persons with disabilities. For individuals who may require special accommodations, please contact City Hall at (253) 952.3299, 24 hours in advance.

City Of Edgewood
Council Agenda Summary Sheet

Subject: **AB24-047** - Property Tax Revenue	**Agenda Item #:** **2.A** **For Agenda of:** **11/26/2024** **Prepared by:** **Hardeep Goraya**

Attachments (list):
1. 2025 Property Tax levy

Approval of Materials:		**Expenditure Required:**
Hardeep Goraya		NA
Rachel Pitzel, Assistant City Administrator	11/21/2024	**Amount Budgeted:** NA
Dave Olson	11/21/2024	**Timeline:** 11/19/2024 Study Session Discussion of Property Tax Levy Increase for 2025 11/26/2024 Regular Council Meeting for Public Hearing on Property Tax Levy Increase for 2025 and City Council Action

Summary Statement:
Annually, the City Council sets the following year's property tax levy, after budget discussions and a public hearing.

Item History:
Property Tax Levy Increase for 2025 was discussed in the study session on 11/19/2024.

Recommended Action:
Review the budget appropriation and ask for the 2025 budget for property tax revenue.

Fiscal Note/Consideration:
NA

City of Edgewood

Property Tax History

Levy History									
Valuation Year	**2016**	**2017**	**2018**	**2019**	**2020**	**2021**	**2022**	**2023**	**2024P***
Tax Year	2017	2018	2019	2020	2021	2022	2023	2024	2025
Total Taxable Assessed Value	1,310,781,805	1,556,466,106	1,808,330,870	1,997,528,056	2,280,297,881	2,734,641,110	3,250,275,786	3,323,844,293	**3,539,639,625**
New Construction & Improvement Value	38,626,213	77,812,933	78,976,256	59,734,823	124,643,487	127,970,000	100,100,600	79,150,000	41,541,623
Increase in State Assessed value ($24,270,658)	-	-	-	-	-	-	-	-	-
Last Year's certified levy amount	1,508,786	1,575,139	1,689,243	1,792,140	1,869,421	1,998,028	2,130,271	2,232,516	2,309,292
Limit Factor per *RCW 84.55.005*	1.01	1.01	1.01	1.01	1.01	1.01	1.01	1.01	1.01
Highest Regular Tax Levy since 1985	1,523,888	1,590,952	1,706,193	1,810,122	1,888,195	2,018,081	2,151,603	2,254,926	2,332,385
New Const.	51,251	93,116	85,710	59,299	109,228	112,190	78,199	54,366	28,897
State	-	5,175	237	-	605	-	2,714	-	-
New Levy	1,575,139	1,689,243	1,792,140	1,869,421	1,998,028	2,130,271	2,232,516	2,309,292	2,361,282
Refunds	2,584	1,063	4,832	1,569	2,372	1,348	2,565	2,830	1,781
Total Allowable levy as controlled by the Levy Limit	**1,577,723**	**1,690,306**	**1,796,972**	**1,870,990**	**2,000,400**	**2,131,619**	**2,235,081**	**2,312,122**	**2,363,064**
Levy Rate	1.327213	1.085990	0.993719	0.936653	0.877254	0.779488	0.684842	0.694765	0.667097
Levy Increase	$15,102	$15,813	$16,950	$17,982	$18,774	$20,053	$21,332	$22,410	$20,263
Percent Increase	1.00%	1.0%	1.0%	1.0%	1.0%	1.0%	1.0%	1.0%	0.8775%
Increase/per 1000	-	0.0121	0.0109	0.0099	0.0094	0.0088	0.0078	0.0069	0.0061
Increase per Household ($640,000 Value)	-	-	-	-	-	-	-	-	$3.90

**Preliminary*

Levy Distribution								
Local School (Fife SD)	36.93%	33.43%	36.64%	38.94%	40.54%	40.97%	41.83%	37.17%
State of Washington	17.43%	23.76%	21.35%	23.08%	22.85%	23.04%	22.47%	23.59%
Fire	15.91%	16.35%	16.83%	15.42%	14.98%	14.47%	14.59%	16.69%
County Tax	10.80%	9.73%	8.85%	7.74%	7.41%	7.33%	7.10%	7.58%
City	**10.15%**	**8.91%**	**8.11%**	**7.18%**	**6.84%**	**6.75%**	**6.71%**	**7.15%**
Library	3.94%	3.51%	4.08%	3.61%	3.40%	3.39%	3.21%	3.46%
Transit	2.11%	1.86%	1.69%	1.53%	1.54%	1.58%	1.56%	1.68%
Port	1.55%	1.50%	1.50%	1.41%	1.35%	1.34%	1.26%	1.39%
Flood	0.78%	0.62%	0.62%	0.78%	0.78%	0.87%	0.97%	1.01%
Conservation Futures	0.40%	0.33%	0.33%	0.31%	0.31%	0.26%	0.29%	0.28%

https://www.piercecountywa.gov/737/Reports-Documents

Pierce County

Office of the Assessor-Treasurer

2401 South 35th Street, Room 142
Tacoma, Washington 98409-7498
(253) 798-6111 • FAX (253) 798-3142
ATLAS (253) 798-3333
www.piercecountywa.org/atr

Mike Lonergan
Assessor-Treasurer

RECEIVED
SEP 16 2024
City of Edgewood

MEMORANDUM

DATE: September 2024

TO: Pierce County Taxing Districts

FROM: Mike Lonergan, Assessor-Treasurer

RE: **Preliminary Certification of Assessed Values/Levy Limit Factor**

Enclosed is the Preliminary Certification of Assessed Values for your taxing district. These values include last year's State Assessed Property Values and Timber Values (where applicable).

For budget preparation assistance to applicable districts, Levy limit factor worksheets, court ordered refund information, and sample ordinance/resolutions are included. Limit factor worksheets are prepared with an assumption the IPD is more than 1%. Amended calculations will be sent to affected districts should the IPD notification to counties fall below 1%.

Submit original ad valorem Budget / Levy Certifications & an approved Ordinance or Resolution no later than November 27th:

Pierce County Council
Attention: Clerk, Rm. 1046
County City Building
930 Tacoma Ave. S
Tacoma, WA 98402
email: pccouncil@piercecountywa.gov

And a copy to:
Pierce County Assessor-Treasurer
Attention: Levy Dept.
2401 S. 35th St. Rm. 142
Tacoma, WA 98409
email: kim.alflen@piercecountywa.gov

If emailing, include a Delivery or Read Receipt to verify the documents were submitted. Due to county staffing limitations replies verifying receipt of documents are not sent.

(Failure to submit a budget request & the district's Resolution/Ordinance may adversely affect next year's Levy collection)

Preliminary Values Are Subject to Change.
Districts will receive **Final** values in December.

The district's Ordinance/Resolution **must** identify these three components.

- The **dollar amount of the previous year's levy**. The actual levy certified, including refunds.
- The **dollar amount of increase** reflects the difference between the previous year's actual levy and the limit factor growth of the highest lawful levy, or a lesser amount if banking levy capacity.
- The **percent of increase** equals the change over the prior year's actual levy plus the dollar amount of increase equal to the district's highest lawful levy for this year, or a lesser amount if banking levy capacity.

The sample Ordinance/Resolution enclosed provides the amounts for districts wishing to request their highest lawful levy.

Levy FAQs

Q. How should the Ordinance/Resolution read if the district is limited at a lesser amount due to the statutory maximum rate limit?

A. ***Prepare the document as though there is no limit due to the statutory maximum rate. Language may be added to inform the district's taxpayers of the rate limit and the projected allowable levy to the Ordinance/Resolution.***
The Ordinance/Resolution must contain three amounts; last year's actual levy, the dollar amount & percent of increase needed for the following year. The intent of the district must be clear in the Ordinance/Resolution.

Q. Why does the sample Ordinance/Resolution show more/less than 1%?

A. ***The 1% limit refers to the limitation of increase to a district's highest lawful levy known as the Levy Limit Factor. The percent of increase approved in a district's Ordinance/Resolution equals the change over the prior year's actual amount levied plus the dollar amount of increase for the next year's budget needs.***

- **The simple act of passing an Ordinance/Resolution allows a district to increase the Highest Lawful levy by the lesser of 1% or the IPD, depending on the size of the district.**
- **The increase authorized in the document identifies how much of that increase is required for the next year's budget needs, excluding additional revenue for new construction or any increase in state assessed utility values.**

Q. Why does the sample show $0 increase and an increase of 0%?

A. The ***total amount levied in the prior year is more than this year's increase from the limit factor, the district should ask for a $0 and 0% increase. This does not affect any increase allowed by the limit factor increase of the highest lawful levy. Once a district passes the Ordinance/Resolution the Highest Lawful levy is allowed to increase by the limit factor.***

A district's Ordinance or Resolution controls two levy limitations;

1. ***The act of passing a resolution/ordinance allows the Limit Factor increase (lesser of 1% or the IPD) to the highest lawful levy.***
2. ***The authorized percent and dollar amount stated increase over the prior year's actual, Certified levy request.***

Q. What documents need to be submitted in November?

A. ***No later than November 27th, provide a copy of the approved Ordinance/Resolution & the Levy Certification (Budget Request).***

FAILURE TO PROVIDE THESE DOCUMENTS BY THE DUE DATE COULD ADVERSLEY AFFECT YOUR LEVY.

Pierce County
Mike Lonergan, Assessor-Treasurer
2401 South 35th Street
Tacoma, WA 98409-7498
(253) 798-6111 FAX (253) 798-3142
ATLAS (253) 798-3333
www.piercecountywa.org/atr

September 13, 2024

OFFICIAL NOTIFICATION TO: EDGEWOOD

RE: 2024 PRELIMINARY ASSESSED VALUES

FOR REGULAR LEVY

Total Taxable Regular Value	3,539,639,625 *
Highest lawful regular levy amount since 1985	2,332,385.07
Additional revenue from current year's NC&I	28,897.06
Additional revenue from annexations (RCW 84.55)	0.00
Additional revenue from administrative refunds (RCW 84.69)	1,781.47
Additional revenue from administrative refunds not allowed if limited by statutory rate limit	
Court Order Refunds	0.00
Prior Year's Additional revenue from increase in state-assessed property	0.00
Total Allowable Levy (as controlled by the limit calculation)	2,363,063.60
This year's certified levy amount (including refunds)	0.00

FOR EXCESS LEVY

Taxable Value	3,514,859,233 *
Timber Assessed Value	-
Total Taxable Excess Value	3,514,859,233

New Construction and Improvement Value	41,541,623

If you need assistance or have any questions regarding this information, please contact Kim Alflen
253.798.7114 kim.alflen@piercecountywa.gov

DIFF Ex 4778,0392 *

NON TAXABLE # 24,780,392

Pierce County
Mike Lonergan, Assessor-Treasurer
2401 South 35th Street
Tacoma, WA 98409-7498
(253) 798-6111 FAX (253) 798-3142
ATLAS (253) 798-3333
www.piercecountywa.org/atr

PRELIM LAWFUL LEVY LIMIT 2024 FOR 2025

EDGEWOOD
> 10,000

REGULAR TAX LEVY LIMIT:

		2023
A.	**Highest** regular tax which could have been **lawfully** levied beginning with the 1985 levy [refund levy not included] times limit factor (as defined in RCW 84.55.005).	2,309,292.15 1.01 2,332,385.07
B.	Current year's assessed value of new construction, improvements and wind turbines in original districts before annexation occurred times last year's levy rate (if an error occurred or an error correction was make in the previous year, use the rate that would have been levied had no error occurred).	41,541,623 0.695616965232 28,897.06
C.	Tax increment finance area increment AV increase (RCW 84.55.010(1)(e)) Current Year's A.V. less base year's A.V. , the result to be multiplied by last year's regular levy rate (or the rate that should have been levied)	0.00 0.00 0.00 0.695616965232 -
D	State assessed property value in original district if annexed less last year's state assessed property value. The remainder to be multiplied by last year's regular levy rate (or the rate that should have been levied). **PRIOR YEAR'S REVENUE AS PLACE HOLDER**	21,715,791 21,715,791 0.00 0.695616965232 0.00
E	**REGULAR PROPERTY TAX LIMIT (A + B + C)**	**2,361,282.13**

ADDITIONAL LEVY LIMIT DUE TO ANNEXATIONS:

F	To find rate to be used in F, take the levy limit as shown in Line D above and divide it by the current assessed value of the district, excluding the annexed area.	2,361,282.13 3,539,639,625 0.667096761298
G	Annexed area's current assessed value including new construction and improvements times rate found in F above.	0.00 0.667096761298 0.00
H	**NEW LEVY LIMIT FOR ANNEXATION (E + G)**	**2,361,282.13**

LEVY FOR REFUNDS:

I	RCW 84.55.070 provides that the levy limit will not apply to the levy for taxes refunded or to be refunded pursuant to Chapters 84.68 or 84.69 RCW. (D or G + refund if any)	2,361,282.13 1,781.47 2,363,063.60
J	**TOTAL ALLOWABLE LEVY AS CONTROLLED BY THE LEVY LIMIT**	**2,363,063.60**
K	Amount of levy under statutory rate limitation.	3,539,639,625 1.600000000000 **5,663,423.40**
L	**HIGHEST LAWFUL LEVY FOR THIS YEAR**	**2,363,063.60**
M	**New Highest Lawful Levy since 1985 (Lesser of H & K minus C, unless A (before limit factor increase) is greater than H or K minus C, then A before the limit factor increase**	**2,361,282.13**

EXAMPLE OF ORDINANCE/RESOLUTION REQUESTING HIGHEST LAWFUL LEVY

Ordinance/Resolution No._____
RCW 84.55.120

WHEREAS, the _____ of **EDGEWOOD** has met and considered
(Governing body of the taxing district) (Name of the taxing district)
its budget for the calendar year 2025 ; and,

WHEREAS, the districts actual levy amount from the previous year was $ **2,312,122.48** and,
(Previous Year's Levy Amount)

WHEREAS, the population of this district is □ more than or □ less than 10,000; and now, therefore,
(Check One)

BE IT RESOLVED by the governing body of the taxing district that an increase in the regular property tax levy is hereby authorized for the levy to be collected in the **2025** tax year.
(Year of Collection)

The dollar amount of the increase over the actual levy amount from the previous year shall be $ **20,262.59** which is a percentage increase of **0.88%** from the previous year. This increase is exclusive of
(Percentage Increase)
additional revenue resulting from new construction, improvements to property, newly constructed wind turbines, any increase in the value of state assessed property, any annexations that have occurred and refunds made.

Adopted this _____ day of _____, _____.

SAMPLE

If additional signatures are necessary, please attach additional page.

This form or its equivalent must be submitted to your county assessor prior to their calculation of the property taxThis form or its equivalent must be submitted to your county assessor prior to their calculation of the property tax levies. A certified budget/levy request, separate from this form is to be filed with the County Legislative Authority no later than November 30th. As required by RCW 84.52.020, that filing certifies the total amount to be levied by the regular property tax levy. The Department of Revenue provides the "Levy Certification" form (REV 64 0100) for this purpose. The form can be found at: http://dor.wa.gov/docs/forms/PropTx/Forms/LevyCertf.doc.

For tax assistance, visit http://dor.wa.gov/content/taxes/property/default.aspx or call (360) 570-5900. To inquire about the availability of this document in an alternate format for the visually impaired, please call (360) 705-6715. Teletype (TTY) users may call 1-800-451-7985.

Department of Revenue
Washington State

Form 64 0100

Levy Certification

Submit this document, or something similar, to the **county legislative authority on or before November 30** of the year preceding the year in which the levy amounts are to be collected.

Courtesy copy may be provided to the county assessor.

This form is not designed for the certification of levies under RCW 84.52.070.

In accordance with RCW 84.52.020, I _____ *(Name)*, _____ *(Title)*, for _____ *(District name)*, do hereby certify to the _____ *(Name of county)* County legislative authority that the _____ *(Commissioners, Council, Board, etc.)* of said district requests that the following levy amounts be collected in _____ *(Year of collection)* as provided in the district's budget, which was adopted following a public hearing held on _____ *(Date of public hearing).*

Regular levies

Levy	General levy	Other levy*
Total certified levy request amount, which includes the amounts below.		
Administrative refund amount		
Non-voted bond debt amount		
Other*		

Excess levies

Levy	General (n/a for school districts)	Bond	Enrichment (school districts only)	Cap. project	Other levy*
Total certified levy request amount, which includes the amounts below.					
Administrative refund amount					
Other*					

*Examples of other levy types may include EMS, school district transportation, or construction levies. Examples of other amounts may include levy error correction or adjudicated refund amount. Please include a description when using the "other" options.

Signature: _____ **Date:** _____

To request this document in an alternate format, please complete the form dor.wa.gov/AccessibilityRequest or call 360-705-6705. Teletype (TTY) users please dial 711.

Levy Certification

Submit this document to the county legislative authority on or before November 30 of the year preceding the year in which the levy amounts are to be collected and forward a copy to the assessor.

In accordance with RCW 84.52.020, I, Jill Schwerzler-Herrera (Name),

City Clerk (Title), for Edgewood (District Name), do hereby certify to

the Pierce (Name of County) County legislative authority that the Council (Commissioners, Council, Board, etc.)

of said district requests that the following levy amounts be collected in **2025** (Year of Collection) as provided in the district's

budget, which was adopted following a public hearing held on **11/26/24** (Date of Public Hearing):

Regular Levy: $2,365,000.00
(State the **total** dollar amount to be levied)

Excess Levy: 0.0
(State the **total** dollar amount to be levied)

Refund Levy: $1,781
(State the **total** dollar amount to be levied)

Signature: _____ Date: 11/26/24

To ask about the availability of this publication in an alternate format for the visually impaired, please call (360) 705-6715. Teletype (TTY) users, please call (360) 705-6718. For tax assistance, call (360) 534-1400.

REV 64 0100e (w) (2/21/12)

City Of Edgewood
Council Agenda Summary Sheet

Subject: **AB24-048** - 2025 Budget	**Agenda Item #: 2.B** **For Agenda of: 11/26/2024** **Prepared by: Hardeep Goraya**

Attachments (list):
1. Council 11262024
2. 2025 Budget_Preliminary

Approval of Materials:		**Expenditure Required:**
Hardeep Goraya		NA
Rachel Pitzel, Assistant City Administrator	11/21/2024	**Amount Budgeted:** NA
Dave Olson	11/21/2024	**Timeline:** 1st Public Hearing 11.12.2024 2nd Public Hearing 11.26.2024 Budget Adoption 12.10.2024

Summary Statement:
The city adopted the budget preparation procedures and deadlines calendar as defined in RCW 35A.33. Per the 2025 budget calendar - the City Clerk published notice of public hearing on Oct 30th and Nov 6th. The first of the two preliminary-budget public hearings required by law was on Nov 12. This is the second public hearing. The Mayor's annual budget appropriation is hereby presented to the city council for review.

Item History:
The 2025 Budget appropriation was discussed in two council study sessions on Sep 17th and Oct 15th. And the first public hearing was held on Nov 12th.

Recommended Action:
Discuss and recommend any adjustments, if needed, for the Mayor's approval.

Fiscal Note/Consideration:
NA

2025 PRELIMINARY BUDGET

City of Edgewood – Pre-Budget Nov 26, 2024

EDGEWOOD
Washington

GENERAL FUND REVENUE

City of Edgewood Revenue					
General Fund	**2022**	**2023**	**2024B**	**2024E**	**2025B**
Property Tax	2,123,501	2,221,338	2,312,122	2,312,122	2,335,243
Sales Tax	2,162,234	2,022,516	2,065,290	1,924,570	1,972,250
Utility Tax	1,345,423	1,479,243	1,420,710	1,520,000	1,567,000
Development Fees	902,413	796,146	1,067,230	1,000,000	1,200,000
State Shared Revenue	647,690	715,833	602,410	738,100	748,000
ARPA Grant	1,823,639	-	-	-	-
Fees	774,042	815,236	676,020	763,850	674,000
Misc. Revenue	88,640	385,475	519,010	504,300	385,000
General Fund Total	**9,867,582**	**8,435,788**	**8,662,792**	**8,762,942**	**8,881,493**

RESTRICTED REVENUES

City of Edgewood Revenue					
Special Revenue Funds	**2022**	**2023**	**2024B**	**2024E**	**2025B**
Street Fund	263,346	279,119	265,280	281,380	274,800
Park Impact Fee	411,234	188,060	-	125,000	-
Traffic Impact Fee	1,040,610	716,385	-	450,000	-
Real Estate Excise Tax	1,821,704	577,371	-	404,495	-
Special Revenue Fund Total	**3,536,894**	**1,760,935**	**265,280**	**1,260,875**	**274,800**

Enterprise Funds					
Sewer Revenue	143,368	191,170	163,750	213,000	185,000
Surface Water	1,798,165	1,925,769	1,963,620	1,747,000	2,022,000
Enterprise Funds Total	**1,941,532**	**2,116,939**	**2,127,370**	**1,960,000**	**2,207,000**

BUDGET HIGHLIGHTS

Staff Level – 25 FTE, 1 Mayor, 7 Council Members

Vacant Positions – 5 (Associate planner, City Engineer, 2 Inspectors and Deputy City Clerk)

Cost of living adjustment (COLA) – None

Police Budget – 1 Chief, 1 Sergeant, 1 Office Assistant and 10 Deputies

GENERAL FUND

City of Edgewood - General Fund					
	2022	2023	2024	2024	2025
	Actual	Actual	Budget	Estimated	Budget
Fund Balance	6,818,971	7,530,614	6,052,574	6,052,574	4,811,084
Revenue	**9,867,582**	**8,435,788**	**8,662,792**	**8,762,942**	**8,881,493**
Expenditure					
Operating					
Salaries & Wages	2,491,229	2,742,919	3,152,975	2,622,335	2,569,548
Benefits	907,135	948,359	1,146,199	850,931	945,654
Public Safety	3,341,733	3,423,562	4,090,639	3,759,000	3,801,000
Operating Supplies	105,896	104,616	164,230	178,580	159,620
Services	1,449,266	2,148,447	1,875,190	2,178,256	2,142,769
Misc. Expenditures	112,509	91,143	-	-	-
Total Operating	**8,407,768**	**9,459,046**	**10,429,232**	**9,589,102**	**9,618,591**
Increase from previous year		*13%*	*10%*	*1%*	*0%*
Capital					
Transfer Out - Street Repair	450,000	320,156	330,667	156,205	365,000
Transfer Out - Roads	-	-	160,000	17,000	24,000
Transfer Out - Parks	-	-	25,000	-	-
Transfer Out - Equipment	256,000	50,000	150,000	150,000	50,000
Capital Expenditure	42,040	84,628	44,330	92,125	111,500
Total Capital	**748,040**	**454,784**	**709,997**	**415,330**	**550,500**
General Fund Expenditures	**9,155,808**	**9,913,830**	**11,139,229**	**10,004,432**	**10,169,091**
Increase from previous year		*8.28%*	*12.36%*	*0.91%*	*1.65%*
Revenue less Expenditure	**711,644**	**(1,478,042)**	**(2,476,437)**	**(1,241,490)**	**(1,287,598)**
Ending Fund Balance	**7,530,614**	**6,052,574**	**3,576,137**	**4,811,084**	**3,523,486**
End. Balance % of Oper. Exp.	***90%***	***64%***	***34%***	***50%***	***37%***

GENERAL FUND

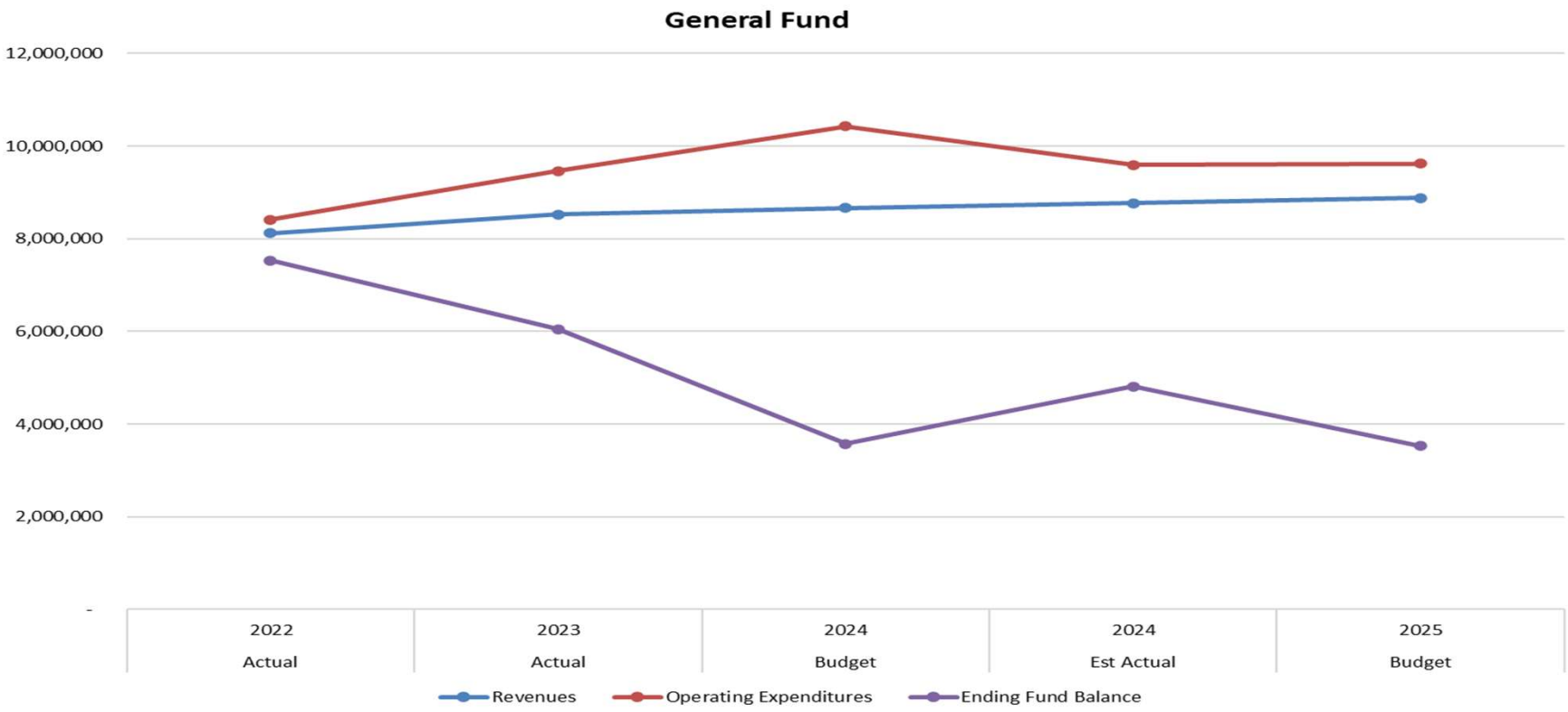

GENERAL FUND BALANCE HISTORY

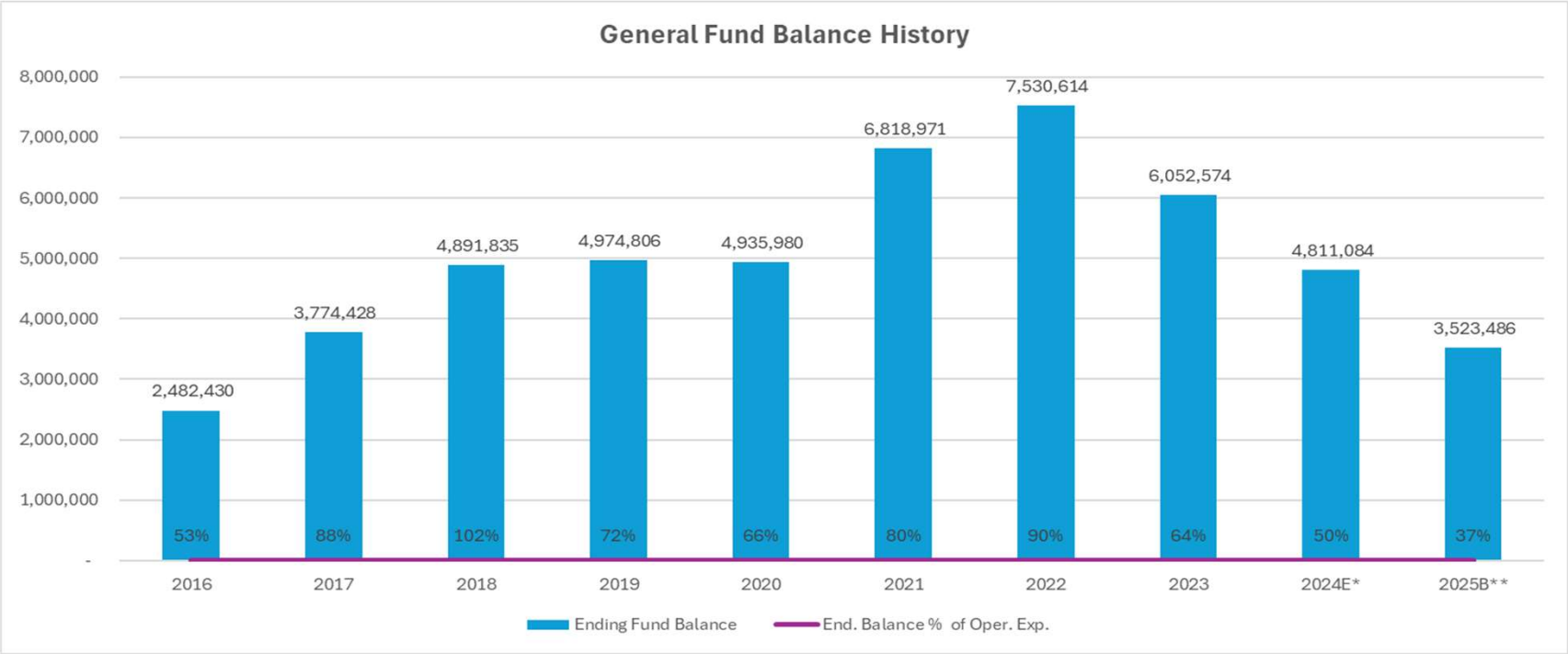

SCHOOL ZONE CAMERA REVENUE

School Zone Camera - Revenue & Uses

Revenue	2019	2020	2021	2022	2023	2024E*	2025B**
School Zone Camera - Revenue	80,411	395,039	879,861	501,843	536,866	535,000	410,000
Camera Contract - Expenditures	(44,282)	(118,056)	(312,717)	(384,750)	(399,000)	(399,000)	(410,000)
Net Revenue	36,129	276,983	567,144	117,093	137,866	136,000	-
Uses							
Citywide Traffic Safety Program (TIP No. 9)T-8	-	-	-	-	-	10,000	24,000
Citywide Pedestrian Mobility and Safety Improvements (TIP No. 8)T-9	-	-	-	-	-	5,000	-
Public Safety - Pierce County Police Contract	-	36,129	276,983	567,144	117,093	122,866	112,000
	-	36,129	276,983	567,144	117,093	137,866	136,000

**Estimated* ***Budget*

ENTERPRISE EXPENDITURES

Sewer Utility	2022 Actual	2023 Actual	2024 Budget	2024 Estimated Actual	2025 Estimate
Beg Balance	**508,398**	**539,571**	**712,514**	**712,514**	**880,712**
Revenue					
Sewer Revenue	143,368	168,274	163,750	180,000	175,000
Investment Pool Interest	-	22,896	-	33,000	10,000
Total Sewer Utility Revenue	**143,368**	**191,170**	**163,750**	**213,000**	**185,000**
Expenditure					
Operating Expenditures	30,190	6,482	20,058	19,711	26,423
Capital Expenditures	81,881	11,622	80,000	24,968	555,000
Debt Payment	123	123	123	123	123
Total Expenditure	**112,194**	**18,227**	**100,181**	**44,802**	**581,546**
Ending Fund Balance	**539,572**	**712,514**	**776,084**	**880,712**	**484,167**

ENTERPRISE EXPENDITURES

Stormwater Utilities	2022 Actual	2023 Actual	2024 Budget	2024 Estimated Actual	2025 Estimate
Beg Balance	**696,462**	**1,458,433**	**1,749,597**	**1,749,597**	**2,566,753**
Revenue					
Surface Water Revenue	1,767,609	1,845,104	1,721,620	1,844,657	1,810,000
Grant - State	30,556	44,444	242,000	-	172,000
Investment Pool Interest	-	56,221	-	85,000	55,000
Total Stormwater Revenue	**1,798,165**	**1,945,769**	**1,963,620**	**1,929,657**	**2,037,000**
Expenditure					
Operating Expenditure	983,937	1,321,326	1,298,177	1,100,457	1,392,388
Capital Expenditures	40,213	321,235	1,090,000		1,075,000
Debt payment	12,044	12,044	12,044	12,044	12,044
Total Expenditure	**1,036,194**	**1,654,605**	**2,400,221**	**1,112,501**	**2,479,432**
Ending Fund Balance	**1,458,433**	**1,749,597**	**1,312,996**	**2,566,753**	**2,124,321**

BUDGET ORDINANCE

	Estimated Beg. Fund Balance	Estimated Revenue	Appropriations /Expenditures	Estimated End. Fund Balance
General Fund				
Current Expense Fund	3,455,350	8,881,493	10,169,091	2,167,752
Strategic Reserves Fund	1,355,735	-		1,355,735
Special Revenue Funds				
Street Fund	-	891,679	891,679	-
Park Impact Fee	1,022,203	-	807,000	215,203
Traffic Impact Fee	5,378,279	-	226,000	5,152,279
Real Estate Excise Tax I	442,088	-	409,349	32,739
Real Estate Excise Tax II	957,165	-	844,000	113,165
Debt Service Funds				
Debt Service	-	382,867	382,867	-
LID Debt Service	927,222	620,000	626,670	920,552
LID Debt Service Reserve Fund	614,806	-	-	614,806
Capital Project Funds	7,922	2,407,649	2,407,649	7,922
Enterprise Funds				
Sewer Utility Fund	795,713	185,000	581,546	399,167
Sewer Capital Fund	85,000	55,000	55,000	85,000
Surface Water Utility Fund	2,566,753	1,865,000	2,307,432	2,124,321
Surface Water Capital Fund	-	1,075,000	1,075,000	-
Internal Service Fund				
Equipment Replacement Fund	63,062	50,000	50,000	63,062
	17,671,298	**16,413,688**	**20,833,283**	**13,251,703**

QUESTIONS?

Hardeep Goraya, Finance Director

Direct: 253-300-5645

City Hall: 253-952-3299

hardeep@cityofedgewood.org

EDGEWOOD
Washington

2025

PRELIMINARY BUDGET

253-952-3299 cityofedgewood.org 2224 104th Ave E. Edgewood, WA 98372

TABLE OF CONTENTS

1	About the City
2	Vision Statement
3	City Council and Administration
4	Organization Chart
5	Budget Calendar
6	Financial Policies & Fund Summaries
10	Budget Summary
12	Budget Ordinance
14	Budget Summary: All Funds
20	Revenue Budget: All Funds
25	Expenditure Budget: All Funds
38	Allocations
39	Transfers
40	Capital Budget
42	General Fund Balance History
43	School Zone Camera Revenue
44	Debt Types & Payment Schedule
45	Property Tax
46	Salary Range & Steps
47	List of Positions & Salaries
48	Leave and other Provisions Benefit Summary

ABOUT THE CITY

The City of Edgewood is in northern Pierce County bordering King County. To the east lie the cities of Pacific and Sumner, to the south, Puyallup, and unincorporated Pierce County, and to the west, Fife, and Milton. The Office of Financial Management estimated the city population to be 14,080 in 2024 with the majority residing on North Hill and the remainder located at the base of the hill in the Puyallup River Valley. Parts of Edgewood are within the boundaries of the Puyallup Indian Reservation.

The city incorporated on February 28, 1996, and until 2015 saw low growth with little change to its rural character. In 2016, rapid growth arrived with the city experiencing over 300% increases in development activities each year through 2019. During the first pandemic year, 2020, that growth dropped to about 18% and has remained stable through 2022 and 2024. The 2015 Comprehensive Plan calls for much of that growth to add density to the Meridian (SR161) Highway corridor, which has materialized with the addition of four major multi-family complexes and several smaller multi-family and single-family residential developments are scattered throughout the rest of the city.

The city council, city staff and residents of the community are working hard to manage the resulting pressure on services, the look and feel of increased density and the infrastructure needs for traffic, parks, recreation, and utilities in alignment with the Washington State Growth Management Act. Geological constraints along with a desire for open space and a variety of environmental protection efforts have transformed a quiet community into one needing “all hands” to navigate the challenges of controlling and channeling growth toward a common vision.

Vision

"A unique, safe, and prosperous community of neighbors."

2024 City Officials

Elected City Councilmembers:	**Term Expires:**
Mayor Dave Olson	December 31, 2027
Deputy Mayor Rosanne Tomyn	December 31, 2025
Councilmember Jennifer Pazaruski	December 31, 2027
Councilmember Jason Ramirez	December 31, 2027
Councilmember Christi Keith	December 31, 2025
Councilmember John West	December 31, 2025
Councilmember Erica Buckley	December 31, 2025
Councilmember Jeff Southard	December 31, 2027

Administration:

Assistant City Administrator	Rachel Pitzel
City Clerk/HR Director	Jill Schwerzler-Herrera
Community Development Director	Jeremy Metzler
Public Works Director	Chuck Hendricksen
IT Director	Matthew Ray
City Attorney (Contracted)	Maili Barber
Police Chief (Contracted)	Jason Youngman

Finance:

Finance Director	Hardeep Goraya
Accounting Manager	Stephanie Goff

ORGANIZATIONAL CHART

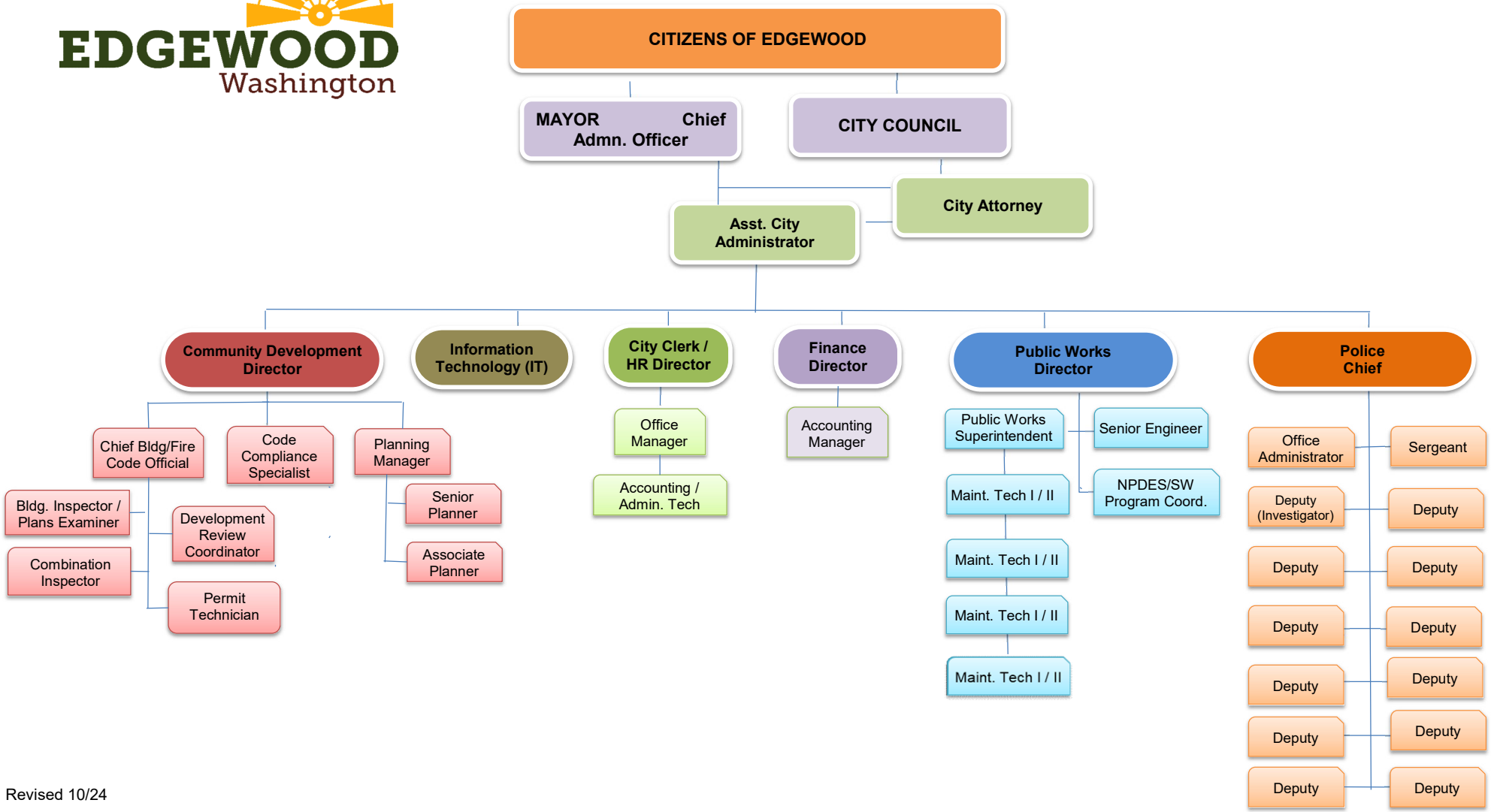

Revised 10/24

CITY OF EDGEWOOD

2025 Budget Calendar

	Process	Internal Due Date	Work Study Meeting	City Council Meeting	State Law Limitations (RCW 35A.33)
1	Statutory Budget Call Letter Issued Budget requests and instructions go out to all departments-Budget Huddles Begin	Sep 6			Sept 9 (2nd Monday)
2	Finance produces Estimated Year End Revenues & Expenditures and Forecast Ending Fund Balance Estimates for 2024	Sep 12			N/A
3	Budget Estimates to be filed with the City Clerk	Sep 12			Sep 23 (4th Monday)
4	Clerk submits to Mayor the proposed preliminary budget setting forth the complete financial program	Sep 12			Oct 1(1st Business day in Oct.)
5	Mayor provides Council with estimates of revenues from all sources, including estimates prepared by clerk, for consideration of setting property tax levy	Sep 12	Sep 17		Oct 7
6	Council Reviews Preliminary Capital Facilities Plan for inclusion in the 2025 Budget	Sep 26	Oct 1		N/A
7	Council Holds Public Hearing on Capital Facilities Plan Update	Oct 3		Oct 8	N/A
8	Mayor prepares preliminary budget and budget message. Files with the Clerk & Council	Oct 10	Oct 15		Nov 2
9	City Clerk publishes notice of public hearing for 2025 Budget and Property Tax Hearing– once a week for two consecutive weeks – Draft budget submittal ready.	Publish Oct 30 & Nov 6			Nov 18
10	Preliminary Budget Available to the Public	Nov 7			Nov 21
11	Preliminary 2025 Budget Document Ready. City Council holds 1st Public Hearing on revenue sources and expenditures for the upcoming budget year	Nov 7		Nov 12	Nov 25
12	Property Tax levies set by Ordinance and filed with the county	Nov 14	Nov 19		Nov 30
13	City Council holds 2nd (Final) Public Hearing on Final 2025 Budget and Public Hearing on increases in property tax revenue	Nov 21		Nov 26	Dec 2
14	City Council Holds 2025 Budget Study Session if Needed	Nov 27	Dec 3		N/A
15	City Council adopts Final 2025 Budget. Finance Director transmits to the State Auditor's Office (plus amendment to property taxes)	Dec 5		Dec 10	Dec 31

CITY OF EDGEWOOD ACCOUNTING INFORMATION

The City of Edgewood was incorporated on February 28, 1996, and operates under the laws of the state of Washington applicable to a code city. The City is a general purpose government and provides law enforcement, emergency management, community planning, economic development, street, sewer and surface water maintenance and improvements, parks, and general administrative services. Many services are provided through contract or interlocal agency agreements. Since incorporation, the City has received Public Works, Court, Jail, Emergency Management, and Law Enforcement services from Pierce County. The City supplements these services through various long-term private contracts generally bid every three years. East Pierce Fire & Rescue provides Fire Suppression, Education, and Inspection as well as Emergency Medical Services. The City is a member of Pierce County Metro services providing animal control through the Sumner Police Department on a membership consortium basis. The City manages its solid waste management plan through an interlocal agreement with Pierce County in which Murreys Waste Management is identified as the local service provider.

Summary of Significant Accounting Policies

The City of Edgewood reports financial activity in accordance with the *Cash Basis Budgeting, Accounting and Reporting System* (BARS) Manual prescribed by the State Auditor's Office under the authority of Washington State law, Chapter 43.09 RCW. This manual prescribes a financial reporting framework that differs from generally accepted accounting principles (GAAP) in the following manner:

- Financial transactions are recognized on a cash basis of accounting as described below.
- Component units are required to be disclosed but are not included in the financial statements.
- Government-wide statements, as defined in GAAP, are not presented.
- All funds are presented, rather than a focus on major funds.
- The *Schedule of Liabilities* is required to be presented with the financial statements as supplementary information disclosed in these financial statement notes.
- Supplementary information required by GAAP is not presented.
- Ending balances may be presented differently than the classifications defined in GAAP.

A. Fund Accounting

The accounts of the City are organized on the basis of funds, each of which is considered a separate accounting entity. Each fund is accounted for with a separate set of single-entry accounts that comprises its cash, investments, revenues, and expenditures, as appropriate. The City's resources are allocated to, and accounted for, in individual funds depending on their intended purpose. Two managerial funds, 005 Strategic Reserves and 006 Assignments are listed separately in the adoption of the budget. Both funds are combined with General Fund (Fund 001) on financial reports. The 005 Strategic Reserve fund balance is listed separately as Committed and the 006 Assignment fund as Assigned for financial presentation.

The following are the fund types used by the City:

GOVERNMENTAL FUND TYPES:

General (Current Expense) Funds

This fund is the primary operating fund of the City. It accounts for all financial resources except those required by law or elected to be accounted for in another fund. The City utilizes a General Fund Management fund which represents the committed by local government action (requires specific council action to expend) and as such is rolled into the General Fund Balance as the committed portion of the General Fund for reporting purposes. The City also uses a management fund for assignments which is also rolled into the General Fund Balance as the assigned portion of the General Fund.

Special Revenue Funds

These funds account for specific revenue sources that are restricted or committed to expenditures for specified purposes of the City.

Debt Service Funds

These funds account for the financial resources that are restricted, committed, or assigned to expenditures for principal, interest, and related costs on general long-term debt.

Capital Projects Funds

These funds account for financial resources which are restricted, committed, or assigned for the acquisition or construction of capital facilities or other capital assets.

PROPRIETARY FUND TYPES:

Enterprise Funds

These funds account for operations that provide goods or services to the general public and are supported primarily through user charges.

Internal Service Funds

These funds account for operations that provide goods or services to other departments or funds of the City on a cost reimbursement basis.

FIDUCIARY FUND TYPES:

Fiduciary funds account for assets held by the government in a trustee capacity or as an agent on behalf of others. In 2024, the City continues to account for assigned funds for pass through State and Local revenue collections and funds held on behalf of others as surety or deposits.

A. Basis of Accounting and Measurement Focus

Financial statements are prepared using the cash basis of accounting and measurement focus directed under the Washington State Budget, Accounting, and Reporting System (BARS) for Cities. Revenues are recognized when cash is received and expenditures are recognized when paid, including those properly chargeable against the report year(s) budget appropriations as required by state law.

All restricted revenues are booked directly to the appropriate fund (street, surface water, etc.).

In accordance with state law the City also recognizes expenditures paid twenty days after the close of the fiscal year for claims incurred during the previous period. These expenditures are classified as thirteenth period expenditures and so designated in the financial statements. The City generally accomplishes this with two period 13 claims account distributions in January, which are identified in the City Council Packet as such.

Citywide expenditures for supplies/goods, services, and IT expenses are initially charged to Central Services - segregated cost centers within the General Fund, and then allocated to all funds and cost centers within the funds to reflect their allocated share of said costs. This system allows management and accounting the ability to examine and balance large service provider expenditures in total while capturing the fully absorbed cost of each activity in the proper fund/cost center. Allocations are based upon personnel deployment. Costs of a direct nature are charged to their fund/cost center directly.

The basis of accounting described above represents a comprehensive basis of accounting other than accounting principles generally accepted in the United States of America (GAAP).

B. Cash and Investments

It is the City of Edgewood's policy to invest funds held long term for emergency or capital reserves. The City policy is to incur low risk in an attempt to reasonably offset inflation, thereby maintaining the purchasing power of public funds. The interest on these investments is prorated to the participated funds of the City.

All deposits and certificates of deposit are covered by the Federal Deposit Insurance Corporation or the Washington Public Deposit Protection Commission. All investments are insured, registered, or held by the City or its agent in the government's name.

C. Capital Assets

Purchases of capital assets are expensed in the year of acquisition. There is no capitalization of assets, nor allocation of depreciation expense. Inventory is expensed when purchased. City assets generally above a dollar cost or useful life threshold identified in Internal Administrative and Accounting Control (IAAC) manual are tracked in spreadsheets, including small and attractive assets issued directly to employees. This is done to ensure adequate controls against theft or misappropriation and to assist in budgeting for timely replacement or repair. This activity is extraneous to the financial statements.

D. Compensated Absences

Vacation leave may be accumulated up to 240 hours and unpaid balances are payable upon separation or retirement. Compensatory time can be accrued up to 40 hours. It is accrued at the rate of 1.5 hours per hour worked. Unused balances are paid upon separation. Payments are recognized as expenditures when paid. Sick leave may be accumulated indefinitely. Upon separation or retirement, employees do not receive payment for unused sick leave.

E. Long-Term Debt

Debt Service

The debt service requirements for general obligation bonds, revenue bonds, special assessment bonds, and loans including both principal and interest, are as follows:

	General Obligation Bonds	Revenue Bonds	Other Debt	Total Principal Payments
2025	366,493	-	544,015	910,508
2026	374,405	-	552,840	927,245
2027-2031	-	-	2,813,872	2,813,872
2032-2033	-	-	1,143,071	1,143,071
Total	**$ 740,898**	**$ -**	**$ 5,053,798**	**$ 5,794,696**

Other Debt represents annual principal and interest payments to the Public Works Trust Fund Loans and the LID No. 1.

F. Non-spendable, Restricted, Committed and Assigned Portion of Ending Cash and Investments

Beginning and Ending Cash and Investments are reported as non-spendable when they are held in trust on behalf of a non City entity, restricted when they are subject to legislated restrictions for use by either Federal or State Government Legislative Regulation, committed when the local government has "ear-marked" the funds for a specific use but not otherwise restricted, or assigned when it is subject to restrictions on use imposed by external parties or due to internal commitments established by the City Council. When expenditures that meet restrictions are incurred, the City intends to use restricted resources first before using unassigned amounts.

Budget Summary: All Funds

	2022 Actuals	2023 Actuals	2024 Budget	2024 Est. Actuals	2025 Budget	% Change Over (Under) 2024 Budget	% Change Over (Under) 2024 Actual
REVENUE							
Property Taxes	2,123,501	2,221,338	2,312,122	2,312,122	2,335,243	1.00%	1.00%
Sales Tax	1,985,903	1,843,780	1,894,620	1,754,000	1,797,000	-5.15%	2.45%
Other Taxes	3,658,317	2,562,507	1,892,630	2,608,570	2,059,250	8.80%	-21.06%
Licenses & Permits	625,018	518,188	675,570	558,400	482,500	-28.58%	-13.59%
Intergovernmental Revenue	3,092,108	937,277	3,110,440	2,923,037	1,626,679	-47.70%	-44.35%
Charges for Service	3,883,522	3,204,921	2,510,600	3,177,350	2,911,000	15.95%	-8.38%
Fines & Forfeits	565,586	589,658	442,450	546,000	448,500	1.37%	-17.86%
Miscellaneous Revenue	105,029	804,818	519,010	1,015,922	450,000	-13.30%	-55.71%
Total Revenue	**16,038,982**	**12,682,485**	**13,357,442**	**14,895,401**	**12,110,172**	**-9.34%**	**-18.70%**
% Change from Prior Year Actual		**-20.93%**	**5.32%**	**17.45%**	**-18.70%**		
EXPENDITURES							
Operating Expenditures							
General Government	2,209,575	2,517,536	2,166,773	1,960,630	1,849,718	-14.63%	-5.66%
Community Development	2,223,381	2,710,730	3,203,688	2,922,134	3,017,259	-5.82%	3.26%
Public Safety	3,341,733	3,423,562	4,090,639	3,759,000	3,801,000	-7.08%	1.12%
Parks & Recreation	553,888	784,550	418,517	457,847	481,389	15.02%	5.14%
Transportation	1,279,831	1,289,703	1,606,431	1,271,824	1,357,404	-15.50%	6.73%
Utilities	1,017,097	1,334,269	1,321,235	1,128,168	1,410,971	6.79%	25.07%
Total Operating Expenditures	**10,625,505**	**12,060,350**	**12,807,282**	**11,499,603**	**11,917,741**	**-6.95%**	**3.64%**
Capital Expenditures	1,627,232	1,201,786	5,769,330	3,525,968	4,185,500	-27.45%	18.70%
Debt Expenditures	1,011,352	1,048,040	1,016,476	1,016,212	1,034,526	1.78%	1.80%
Total Capital & Debt Expenditures	**2,638,584**	**2,249,825**	**6,785,806**	**4,542,180**	**5,220,026**	**-23.07%**	**14.92%**
Total Expenditures	**13,264,089**	**14,310,177**	**19,593,088**	**16,041,783**	**17,137,767**	**-12.53%**	**6.83%**
% Change from Prior Year Actual		**7.89%**	**36.92%**	**12.10%**	**6.83%**		
Revenue Over (Under) Expenditures	**2,774,893**	**(1,627,693)**	**(6,235,646)**	**(1,146,382)**	**(5,027,595)**	-19.37%	338.56%
Other Financing Sources (Uses)							
Bond & Other Proceeds	1,023,669	651,347	585,119	700,000	608,000	3.91%	-13.14%
Beginning Fund Balance	**15,634,854**	**19,433,288**	**18,457,072**	**18,457,074**	**18,010,688**	**-2.42%**	**-2.42%**
Prior Period Adjustment	-	-	-	-	-	-	-
Ending Fund Balance	**19,433,288**	**18,457,074**	**12,806,545**	**18,010,688**	**13,591,093**	**6.13%**	**-24.54%**

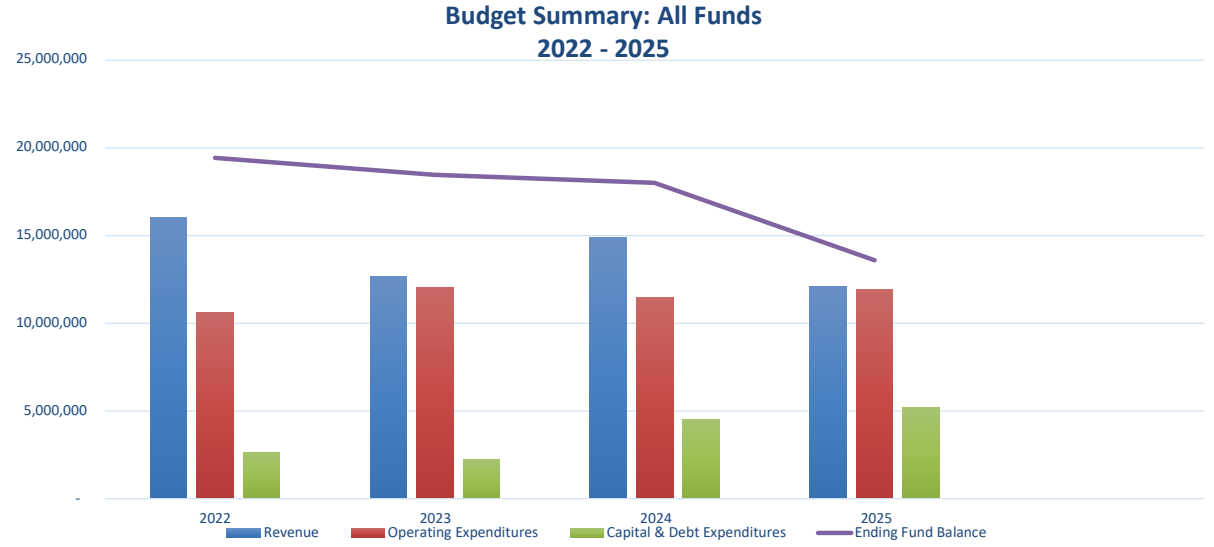

Budget Summary: All Funds, *continued*

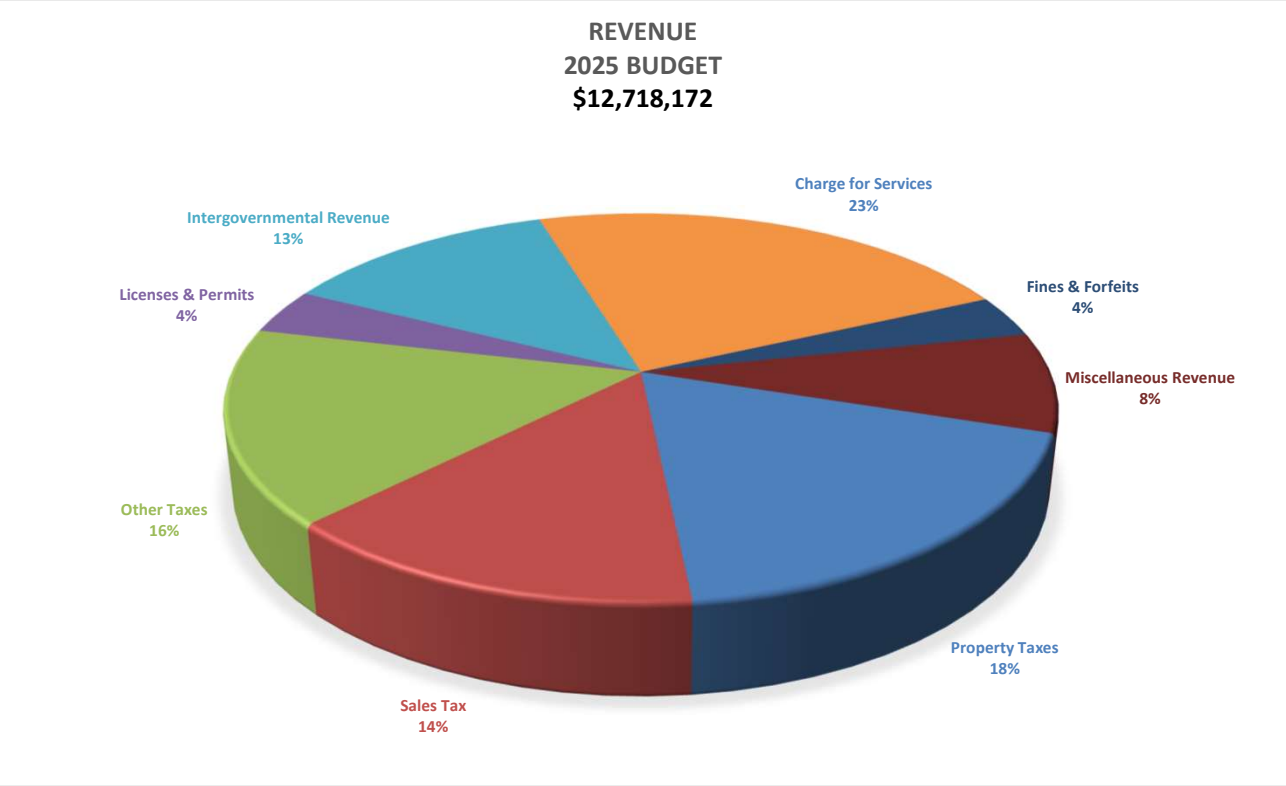

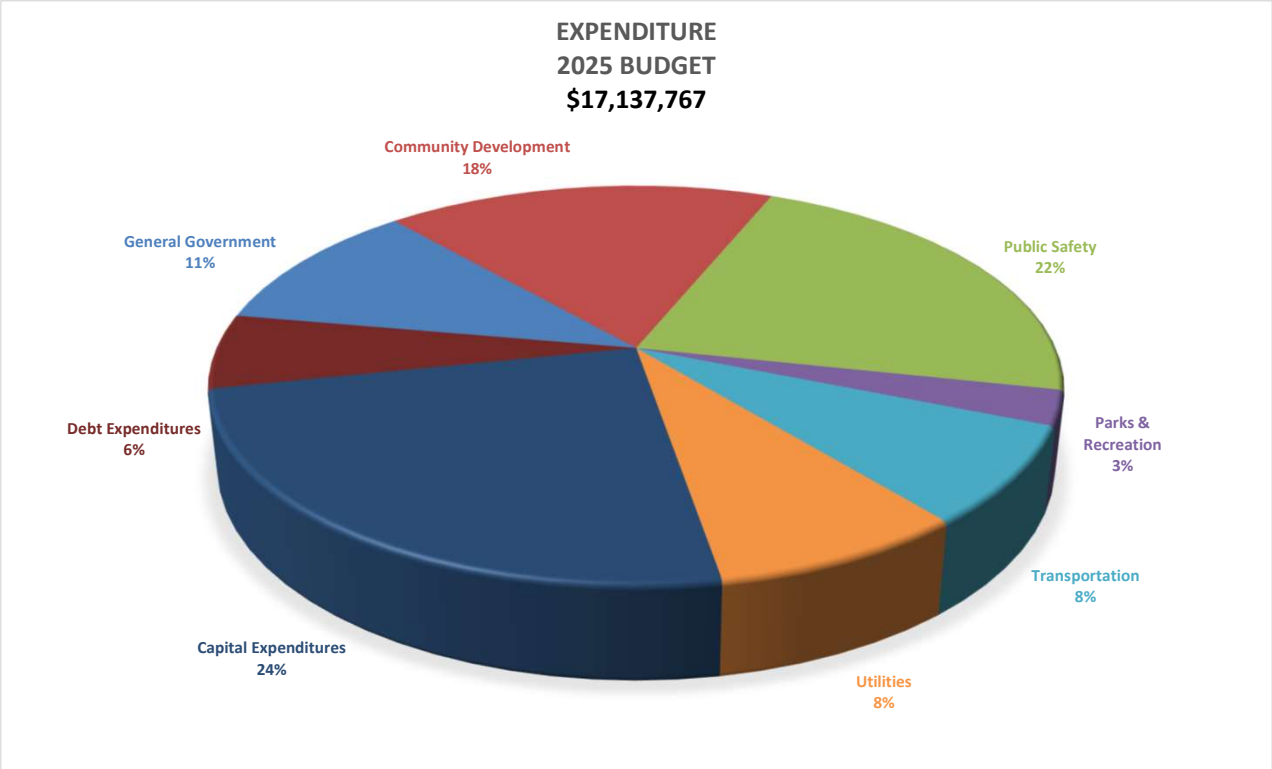

ORDINANCE NO. 24-XXXX

AN ORDINANCE OF THE CITY COUNCIL OF THE CITY OF EDGEWOOD, PIERCE COUNTY, WASHINGTON, ADOPTING THE BUDGET AND SALARY SCHEDULE FOR THE 2025 FISCAL YEAR; PROVIDING FOR SEVERABILITY; AND ESTABLISHING AN EFFECTIVE DATE

WHEREAS, State law, Chapter 35A.33 RCW, requires the City of Edgewood adopt an annual budget and provides procedures for such; and

WHEREAS, a preliminary budget for the fiscal year 2025 has been prepared and filed in the Office of the City Clerk for the City of Edgewood; and

WHEREAS, the City Council of the City of Edgewood held public hearings on November 12th and November 26th, 2024, regarding the proposed budget and revenues and has deliberated and made adjustments and changes deemed necessary and proper;

NOW, THEREFORE, THE CITY COUNCIL OF THE CITY OF EDGEWOOD, WASHINGTON, DO ORDAIN AS FOLLOWS:

Section 1. 2025 Budget Adoption and Funds Appropriated. The City Council hereby adopts the 2025 Budget covering the period of January 1, 2025, through December 31, 2025, as follows:

	Estimated Beg. Fund Balance	Estimated Revenue	Appropriations /Expenditures	Estimated End. Fund Balance
General Fund				
Current Expense Fund	3,455,350	8,881,493	10,169,091	2,167,752
Strategic Reserves Fund	1,355,735	-		1,355,735
Special Revenue Funds				
Street Fund	-	891,679	891,679	-
Park Impact Fee	1,022,203	-	807,000	215,203
Traffic Impact Fee	5,378,279	-	226,000	5,152,279
Real Estate Excise Tax I	442,088	-	409,349	32,739
Real Estate Excise Tax II	957,165	-	844,000	113,165
Debt Service Funds				
Debt Service	-	382,867	382,867	-
LID Debt Service	927,222	620,000	626,670	920,552
LID Debt Service Reserve Fund	614,806	-	-	614,806
Capital Project Funds	7,922	2,407,649	2,407,649	7,922
Enterprise Funds				
Sewer Utility Fund	795,713	185,000	581,546	399,167
Sewer Capital Fund	85,000	55,000	55,000	85,000
Surface Water Utility Fund	2,566,753	1,865,000	2,307,432	2,124,321
Surface Water Capital Fund	-	1,075,000	1,075,000	-
Internal Service Fund				
Equipment Replacement Fund	63,062	50,000	50,000	63,062
	17,671,298	**16,413,688**	**20,833,283**	**13,251,703**

Section 2. 2025 Salary Schedule. The 2025 Salary Schedule for authorized positions, attached hereto as Exhibit A of this Ordinance, is hereby adopted by reference.

Section 3. Transmittal. The City Clerk is hereby authorized and directed to transmit a certified copy of this ordinance to the Association of Washington Cities, the Auditor of the State of Washington, and Municipal Research Services Center.

Section 4. Severability. If any section, sentence, clause or phrase of this ordinance should be held to be invalid or unconstitutional by a court of competent jurisdiction, such invalidity or unconstitutionality shall not affect the validity or constitutionality of any other section, sentence, clause or phrase of this ordinance.

Section 5. Effective Date. A summary of this Ordinance consisting of its title shall be published in the official newspaper of the City and shall take effect and be in full force five (5) days after the date of final passage. The full text of this Ordinance shall be mailed without charge, upon request.

PASSED BY THE CITY COUNCIL ON THE 10TH DAY OF DECEMBER, 2024

_____
Dave Olson, Mayor

ATTEST/AUTHENTICATED:

_____
Jill Schwerzler-Herrera, CMC
City Clerk

APPROVED AS TO FORM:

_____
Maili C. Barber, City Attorney

Date of Publication: December XX, 2024
Effective Date: December XX, 2024

City of Edgewood

Budget Summary: All Funds

	2022 Actual	2023 Actual	2024 Budget	2024 Est. Actual	2025 Budget	Increase (Decrease) from 2024 Budget $	%
Revenues	16,038,982	12,682,487	13,357,442	14,895,401	12,110,172	(2,785,229)	-20.85%
Expenditures							
Operating Expenditures	10,626,446	12,096,401	12,810,782	11,503,103	11,939,081	435,978	3.40%
Capital Expenditures	1,627,232	1,201,786	5,769,330	3,525,968	4,185,500	659,532	11.43%
Debt Expenditures	1,010,409	1,011,865	1,012,976	1,012,712	1,013,186	474	0.05%
Total Expenditures	**13,264,087**	**14,310,052**	**19,593,088**	**16,041,783**	**17,137,767**	**1,095,984**	**5.59%**
Revenue Over (Under) Expenditures	2,774,895	(1,627,565)	(6,235,646)	(1,146,382)	(5,027,595)	(3,881,213)	62.24%
Other Sources (Uses)							
Bond & Other Proceeds	1,023,669	651,347	585,119	700,000	608,000	(92,000)	
Beginning Fund Balance	**15,634,854**	**19,433,289**	**18,457,072**	**18,457,074**	**18,010,688**	(446,386)	-2.42%
Prior Period Adjustment	-	-	-	-	-	-	-
Ending Fund Balance	**19,433,289**	**18,457,074**	**12,806,545**	**18,010,688**	**13,591,094**	**(4,419,595)**	**-34.51%**

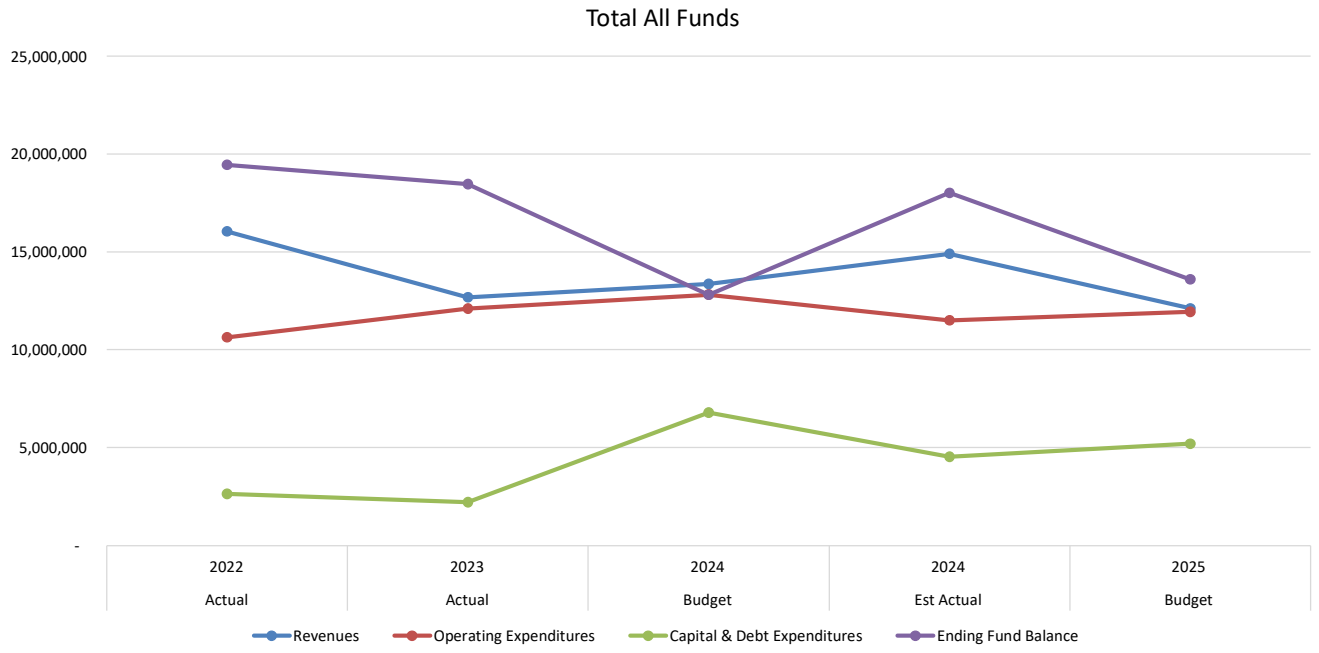

City of Edgewood

Budget Summary

GENERAL FUND

	2022 Actual	2023 Actual	2024 Budget	2024 Est. Actual	2025 Budget	Increase (Decrease) from 2024 Budget $	%
Revenues							
General Revenues	8,043,944	8,435,788	8,662,792	8,762,942	8,881,493	218,701	2.52%
ARPA Grant	1,823,638	-	-	-	-	-	0.00%
Expenditures	8,407,768	9,459,042	10,429,232	9,589,102	9,618,591	(810,641)	-7.77%
Revenue Over (Under) Expenditures	1,459,814	(1,023,254)	(1,766,440)	(826,160)	(737,098)	1,029,342	-58.27%
Other Sources (Uses)							
Transfers-In (Revenue)	76,152	88,064	-	-	-	-	0.00%
Transfers-Out (Operating Expenditures)	-	-	-	-	-	-	0.00%
Transfers-Out (Capital Expenditures)	(782,152)	(481,726)	(665,667)	(323,205)	(439,000)	226,667	-34.05%
Capital Expenditures	(42,040)	(61,122)	(44,330)	(92,125)	(111,500)	(67,170)	151.52%
Other Sources (Uses)	**(748,040)**	**(454,784)**	**(709,997)**	**(415,330)**	**(550,500)**	**226,667**	**-31.93%**
Revenue & Other Sources Over Expenditures & Other Uses	711,644	(1,478,038)	(2,476,437)	(1,241,490)	(1,287,598)	1,256,009	-90.20%
Beginning Fund Balance	**6,818,971**	**7,530,615**	**6,052,574**	**6,052,574**	**4,811,084**	**(1,241,490)**	**-20.51%**
Prior Period Adjustment	-	-	-	-	-		
Ending Fund Balance	**7,530,615**	**6,052,574**	**3,576,137**	**4,811,084**	**3,523,486**	**(52,651)**	**-1.47%**
	90%	64%	34%	50%	37%		

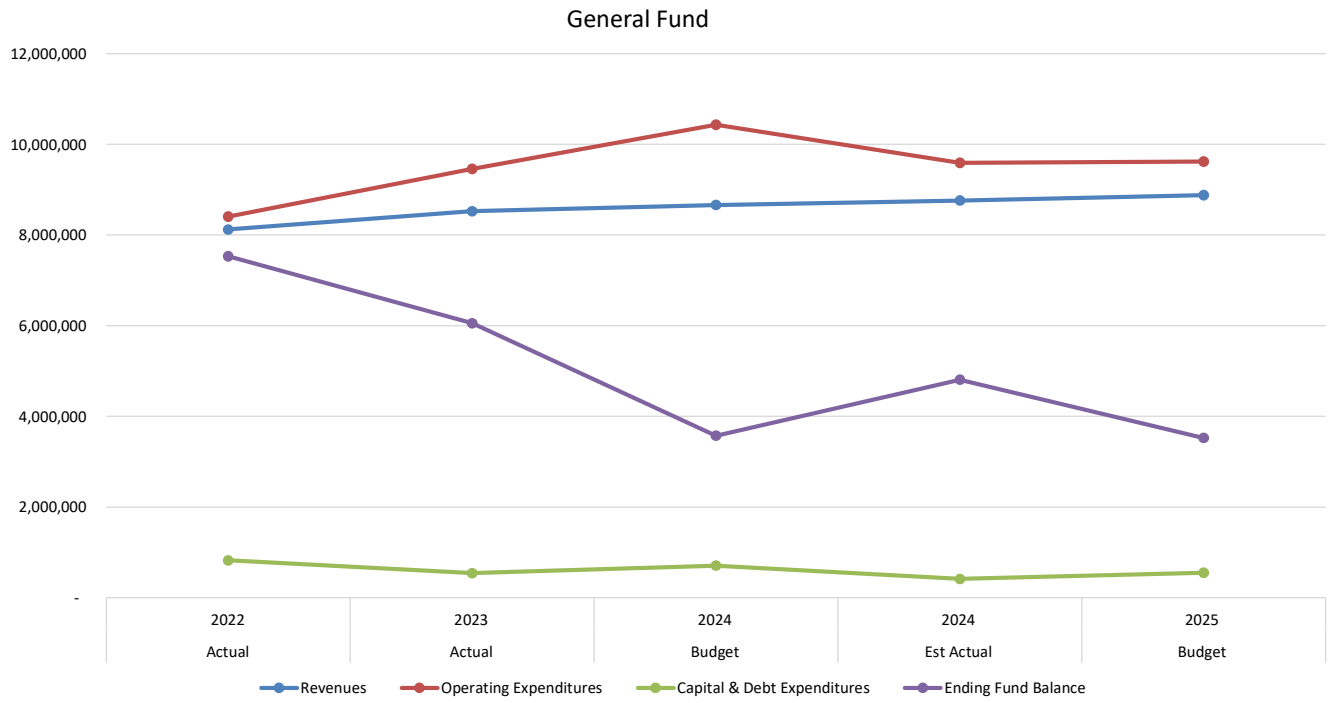

Budget Summary, *continued*

	2022 Actual	2023 Actual	2024 Budget	2024 Est. Actual	2025 Budget	Increase (Decrease) from 2024 Budget $	%
STREET FUND							
Revenues	263,346	279,119	265,280	281,380	281,679	16,399	6.18%
Expenditures	1,196,615	1,287,886	1,060,315	785,708	891,679	(168,636)	0.00%
Revenue Over (Under) Expenditures	(933,269)	(1,008,767)	(795,035)	(504,328)	(610,000)	185,035	-23.27%
Other Sources (Uses)	1,220,000	663,662	690,667	504,328	610,000	(80,667)	-11.68%
Beginning Fund Balance	**58,374.00**	**345,104.98**	**-**	**-**	**-**	-	-
Ending Fund Balance	**345,105**	**-**	**(104,368)**	**-**	**-**	**-**	**-**
PARK IMPACT FEE FUND							
Revenues	411,234	188,060	-	183,000	-	-	0.00%
Expenditures	-	-	-	-	-	-	0.00%
Other Sources (Uses)	(630,000)	907,661	(717,000)	(486,000)	(807,000)	(90,000)	12.55%
Beginning Fund Balance	**448,248**	**229,482**	**1,325,203**	**1,325,203**	**1,022,203**	(303,000)	-22.86%
Ending Fund Balance	**229,482**	**1,325,203**	**608,203**	**1,022,203**	**215,203**	**-**	**-**
TRAFFIC IMPACT FEE FUND							
Revenues	1,040,610	716,385	-	665,000	-	-	0.00%
Expenditures	-	-	-	-	-	-	0.00%
Other Sources (Uses)	(1,347,960)	866,022	(310,000)	(231,000)	(226,000)	84,000	-27.10%
Beginning Fund Balance	**3,669,222**	**3,361,872**	**4,944,279**	**4,944,279**	**5,378,279**	434,000	8.78%
Ending Fund Balance	**3,361,872**	**4,944,279**	**4,634,279**	**5,378,279**	**5,152,279**	**-**	**-**
MUNICIPAL CAPITAL RESERVE REET 1 FUND							
Revenues	910,852	314,773	-	335,000	-	-	0.00%
Expenditures	-	-	-	-	-	-	0.00%
Revenue Over (Under) Expenditures	910,852	314,773	-	335,000	-	-	0.00%
Other Sources (Uses)	(1,017,518)	(345,383)	(643,994)	(704,730)	(409,349)	234,645	-36.44%
Beginning Fund Balance	**949,093**	**842,428**	**811,818**	**811,818**	**442,088**	(369,730)	-45.54%
Ending Fund Balance	**842,428**	**811,818**	**167,824**	**442,088**	**32,738.75**	**-**	**-**

Budget Summary, *continued*

	2022 Actual	2023 Actual	2024 Budget	2024 Est. Actual	2025 Budget	Increase (Decrease) from 2024 Budget $	%
MUNICIPAL CAPITAL RESERVE REET 2 FUND							
Revenues	910,851	321,439	-	350,000	-	-	0.00%
Expenditures	-	-	-	-	-	-	0.00%
Revenue Over (Under) Expenditures	910,851	321,439	-	350,000	-	-	0.00%
Other Sources (Uses)	(320,000)	(320,000)	(991,000)	(412,123)	(844,000)	147,000	-14.83%
Beginning Fund Balance	**426,997**	**1,017,848**	**1,019,288**	**1,019,288**	**957,165**	(62,123)	-6.09%
Ending Fund Balance	**1,017,848**	**1,019,288**	**28,288**	**957,165**	**113,165**	**-**	**-**
DEBT SERVICE FUND							
Other Sources (Revenues)	379,685	381,059	382,446	382,446	382,867	421	0.00%
Expenditures	379,784	381,419	382,446	382,446	382,867	421	0.11%
Revenue Over (Under) Expenditures	(99)	(360)	-	-	-	-	
Beginning Fund Balance	**459**	**360**	**-**	**-**	**-**	-	
Ending Fund Balance	**360**	**-**	**-**	**-**	**-**	**-**	**-**
LID DEBT SERVICE FUND							
Revenues	34,848	19,387	-	15,000	12,000	12,000	0.00%
Expenditures							
Operating Expenditures	2,970	6,461	3,000	8,000	10,000	7,000	233.33%
Debt Expenditures	617,109	616,962	616,815	616,815	616,670	(145)	-0.02%
Revenue Over (Under) Expenditures	(585,231)	(604,037)	(619,815)	(609,815)	(614,670)	5,145	-0.83%
Other Sources (Uses)	1,023,669	651,347	585,119	700,000	608,000	22,881	
Beginning Fund Balance	**966,091**	**1,404,529**	**1,451,843**	**1,451,843**	**1,542,028**	90,185	6.21%
Ending Fund Balance	**1,404,529**	**1,451,843**	**1,417,147**	**1,542,028**	**1,535,358**	**-**	**-**
CAPITAL PROJECTS FUND							
Revenues	641,737	274,781	2,302,000	2,147,922	713,000	(1,589,000)	0.00%
Expenditures							
Capital Expenditures	1,230,765	746,421	4,405,000	3,259,000	2,394,000	(2,011,000)	-45.65%
Debt Expenditures	13,517	13,484	13,715	13,451	13,649	(66)	-0.48%
Revenue Over (Under) Expenditures	(602,545)	(485,124)	(2,116,715)	(1,124,529)	(1,694,649)	422,066	-19.94%
Other Sources (Uses)	2,177,960	(1,817,191)	2,116,715	1,132,451	1,694,649	(422,066)	-19.94%
Beginning Fund Balance	**726,900**	**2,302,315**	**-**	**-**	**7,922**	7,922	
Ending Fund Balance	**2,302,315**	**-**	**-**	**7,922.00**	**7,922.00**	**-**	**-**

Budget Summary, *continued*

	2022 Actual	2023 Actual	2024 Budget	2024 Est. Actual	2025 Budget	Increase (Decrease) from 2024 Budget $	%
SEWER UTILITY FUND							
Revenues	143,368	191,170	163,750	213,000	185,000	21,250	12.98%
Expenditures							
Operating Expenditures	30,190	6,482	20,058	19,711	26,423	6,365	31.73%
Capital Expenditures	81,881	11,622	80,000	24,968	555,000	475,000	593.75%
Revenue Over (Under) Expenditures	31,297	173,066	63,692	168,321	(396,423)	(460,115)	-722.41%
Other Sources (Uses)	(123)	(123)	(123)	(123)	(123)	-	0.00%
Beginning Fund Balance	**508,398**	**539,572**	**712,515**	**712,515**	**880,713**	168,198	23.61%
Prior Period Adjustments	-	-	-	-	-	-	0.00%
Ending Fund Balance	**539,572**	**712,515**	**776,084**	**880,713**	**484,167**	**(291,917)**	**-37.61%**
SURFACE WATER UTILITY FUND							
Revenues	1,798,165	1,925,769	1,963,620	1,929,657	2,037,000	73,380	3.74%
Expenditures							
Operating Expenditures	983,937	1,321,326	1,298,177	1,100,457	1,392,388	94,211	7.26%
Capital Expenditures	40,213	321,235	1,090,000	-	1,075,000	(15,000)	0.00%
Revenue Over (Under) Expenditures	774,015	283,208	(424,557)	829,200	(430,388)	(5,831)	1.37%
Other Sources (Uses)	(12,044)	7,956	(12,044)	(12,044)	(12,044)	-	0.00%
Beginning Fund Balance	**696,462**	**1,458,433**	**1,749,598**	**1,749,597**	**2,566,753**	817,155	46.71%
Ending Fund Balance	**1,458,433**	**1,749,597**	**1,312,997**	**2,566,753**	**2,124,321**	**811,324**	**61.79%**
EQUIPMENT REPLACEMENT FUND							
Revenues	11,186	11,086	-	10,000	-	-	0.00%
Expenditures	232,333	61,385	150,000	150,000	50,000	(100,000)	-66.67%
Revenue Over (Under) Expenditures	(221,147)	(50,299)	(150,000)	(140,000)	(50,000)	100,000	-66.67%
Other Sources (Uses)	256,000	50,000	150,000	150,000	50,000	(200,000)	-133.33%
Beginning Fund Balance	**18,508**	**53,361**	**53,062**	**53,062**	**63,062**	10,000	18.85%
Prior Period Adjustments	-	-	-	-	-	-	
Ending Fund Balance	**53,361**	**53,062**	**53,062**	**63,062**	**63,062**	**10,000**	**100%**

Budget Summary, *continued*

	2022 Actual	2023 Actual	2024 Budget	2024 Est. Actual	2025 Budget	Increase (Decrease) from 2024 Budget $	%
FIDUCIARY DEPOSIT FUND							
Revenues	-	-	-	-	-	-	
Expenditures	-	10,474	-	-	-	-	
Revenue Over (Under) Expenditures	-	(10,474)	-	-	-	-	
Beginning Fund Balance	**345,778**	**345,778**	**335,304**	**335,304**	**335,304**	-	0.00%
Prior Period Adjustments	-	-	-	-	-	-	0.00%
Ending Fund Balance	**345,778**	**335,304**	**335,304**	**335,304**	**335,304**		
AGENCY FUND							
Revenues	5,203	4,730	-	2,500	-	-	0.00%
Expenditures	4,966	4,730	-	-	-	-	0.00%
Revenue Over (Under) Expenditures	237	-	-	2,500	-	-	0.00%
Other Sources (Uses)	-	-	-	-	-	-	0.00%
Beginning Fund Balance	**1,352**	**1,589**	**1,589**	**1,589**	**4,089**	2,500	157.34%
Ending Fund Balance	**1,589**	**1,589**	**1,589**	**4,089**	**4,089**	**-**	**-**

City of Edgewood
Revenue Details: All Funds

GL	Fund	Description	2022 Actual	2023 Actual	2024 Budget	2024 Est. Actual	2025 Budget
General Fund							
001-000-000-311-10-00-01	311	Property Tax	2,123,501	2,225,222	2,312,122	2,312,122	2,335,243
001-000-000-313-17-10-02	313	Local Parks - Sales/Use Tax	176,049	178,453	170,370	170,370	175,000
001-000-000-313-71-00-01	313	Local Criminal Justice	314,860	316,682	301,250	318,000	317,000
001-000-000-313-11-00-01	313	Sales & Use Tax	1,985,903	1,839,896	1,894,620	1,754,000	1,797,000
001-000-000-316-40-00-01	316	Utility Tax - Natural Gas	167,383	193,829	187,210	192,000	193,000
001-000-000-316-40-00-02	316	Utility Tax - Electricity	543,967	608,831	572,050	706,000	725,000
001-000-000-316-40-00-03	316	Utility Tax - Telephone	83,485	84,665	85,750	92,000	88,000
001-000-000-316-40-00-04	316	Utility Tax - Cable	233,521	227,654	219,180	214,000	221,000
001-000-000-316-40-00-05	316	Utility Tax - Garbage	154,562	185,411	155,320	154,000	170,000
001-000-000-316-40-00-06	316	Utility Tax - Sewer	59,689	59,985	87,440	46,000	53,000
001-000-000-316-40-00-07	316	Utility Tax - Water	102,816	118,868	113,760	116,000	117,000
001-000-000-317-20-00-01	317	Leasehold Excise Tax Revenue	282	283	300	200	250
		Total Taxes	**5,946,018**	**6,039,780**	**6,099,372**	**6,074,692**	**6,191,493**
001-000-000-321-60-00-02	321	Home Occupation Permit	-	1,830	-	1,500	1,500
001-000-000-321-91-00-01	321	Cable Franchise Fees	194,835	189,712	182,830	178,000	184,000
001-000-000-321-99-00-01	321	Business Licensing	41,650	43,057	42,740	48,000	46,000
001-000-000-322-10-00-01	322	Building & Other Permits	388,532	282,839	450,000	330,000	250,000
		Total Licenses & Permits	**625,018**	**517,438**	**675,570**	**557,500**	**481,500**
001-000-000-332-92-10-01	332	Covid 19 Non Grant Assistance	1,823,639	-	-	-	-
001-000-000-333-97-00-01	333	Federal Indirect Grant-Dept of Homeland Sec	-	-	-	60,100	-
001-000-000-334-04-20-01	334	State Grant-Dept of Commerce	-	92,500	-	82,500	125,000
001-000-000-336-00-98-01	336	City Assistance	89,571	56,619	36,820	63,000	50,000
001-000-000-336-06-21-01	336	Local Criminal Justice - Pop.	4,506	4,890	5,160	5,000	6,000
001-000-000-336-06-25-01	336	Criminal Justice-Contract Svs.	26,909	28,781	38,970	30,000	32,000
001-000-000-336-06-26-01	336	Criminal Justice-Special Prog.	15,976	17,258	18,350	18,000	20,000
001-000-000-336-06-51-01	336	DUI Cities	1,501	936	1,000	1,500	2,000
001-000-000-336-06-94-01	336	Liquor Excise Tax	92,691	94,795	98,260	92,000	92,000
001-000-000-336-06-95-01	336	Liquor Board Profits	101,677	103,372	102,600	68,000	104,000
		Total Intergovernmental Revenue	**2,156,469**	**399,151**	**301,160**	**420,100**	**431,000**
001-000-000-341-33-00-01	341	District/Municipal Court Admin Fees	623	453	-	200	-
001-000-000-341-81-00-02	341	Duplication Services	14	114	-	50	-
001-000-000-341-81-00-03	341	Publication Services	3,000	9,000	8,000	3,600	4,000
001-000-000-342-21-00-01	342	Detention and Correction Services-Probation	1,205	800	-	1,500	2,000
001-000-000-345-81-00-01	345	Zoning/Short Plat/Subdivision Fees & Svcs	21,935	27,515	-	-	-
001-000-000-345-83-00-01	345	Plan Review/Inspection Fees & Svcs	238,063	159,303	555,000	670,000	950,000
001-000-000-345-85-00-01	345	TIF Administrative Fees	53,231	27,875	34,730	-	-
001-000-000-345-85-00-02	345	Concurrency Fees	17,500	15,875	17,500	-	-
001-000-000-345-89-00-01	345	Plan/Dev Review Fees & Svcs/Other Mitigation Svcs	183,152	282,739	10,000	-	-
		Total Charges for Services	**518,722**	**523,674**	**625,230**	**675,350**	**956,000**
001-000-000-352-30-00-01	352	Proof of Motor Vehicle Insurance	74	25	-	-	-
001-000-000-353-10-00-01	353	School Zone Camera Infraction Penalties	501,843	536,866	410,000	500,000	410,000
001-000-000-353-10-00-02	353	Traffic Infraction Penalties/JIS/ Trauma	26,552	24,806	32,450	20,000	21,000
001-000-000-353-70-00-01	353	Non Traffic Penalties/Infractions/Revenue	408	348	-	400	500
001-000-000-355-80-00-01	355	Other Criminal Traffic Misdemeanor Fines	-	176	-	-	-
001-000-000-356-50-00-01	356	Restitution - Investigative Fund Assess	-	3	-	-	-
001-000-000-356-90-00-01	356	Other Criminal Non-Traffic Fines	185	-	-	200	-
001-000-000-357-28-00-01	357	Superior Court Penalties	-	-	-	200	-
001-000-000-357-33-00-01	357	Public Defense Cost	-	-	-	200	-
001-000-000-359-00-00-01	359	Code Enforcement Fines/Penalties	3,654	8,048	-	10,000	5,000
		Total Fines and Penalties	**532,716**	**570,271**	**442,450**	**531,000**	**436,500**

City of Edgewood
Revenue Details: All Funds

GL	Fund	Description	2022 Actual	2023 Actual	2024 Budget	2024 Est. Actual	2025 Budget
001-000-000-361-11-00-01	361	Interest Savings Account	5,997	7,204	-	1,000	-
001-000-000-361-11-00-02	361	Investment Pool Interest	36,550	273,423	500,000	400,000	365,000
001-000-000-361-11-00-03	361	Interest on Property Tax		13,613	-	14,000	10,000
001-000-000-361-11-00-40	361	Interest Income - Bonds	16,706	27,044	16,000	16,000	8,000
001-000-000-361-32-00-40	361	Unrealized Gain/Loss on Inv	(6,530)	(8,108)	-	4,500	-
001-000-000-361-40-00-01	361	Other Interest	2,292	5,801	-	4,500	-
001-000-000-367-11-00-02	367	Park Contributions	-	3,815	-	1,000	-
001-000-000-369-10-00-01	369	Sale of Surplus Equipment	4,813	-	-	-	-
001-000-000-369-40-00-01	369	Judgements and Settlements	769	19,927	-	50,000	-
001-000-000-369-91-00-01	369	NSF Returned Check Fee	-	80	-	-	-
001-000-000-369-91-00-02	369	Reimbursement of City Expenses	2,921	-	-	300	-
001-000-000-369-91-00-03	369	Misc. Revenue	4,621	9,960	3,010	1,500	2,000
		Total Misc. Revenue	**68,140**	**352,758**	**519,010**	**492,800**	**385,000**
001-000-000-382-20-00-01	382	Retainage Deposits	-	4,976	-	-	-
001-000-000-398-10-00-01	398	Insurance Recoveries	12,754	4,140	-	1,500	-
006-000-000-382-10-00-02	382	Deposits-Assignment of Funds	83,900	23,600	-	10,000	-
		Total Misc. Revenue	**96,653**	**32,717**	**-**	**11,500**	**-**
		Total General Fund	**9,943,735**	**8,435,788**	**8,662,792**	**8,762,942**	**8,881,493**

City of Edgewood
Revenue Details: All Funds

GL	Fund	Description	2022 Actual	2023 Actual	2024 Budget	2024 Est. Actual	2025 Budget
Street Fund							
101-000-000-317-60-00-01	317	Received from ETB - Veh LIcense Fees	-	10,474	-	-	-
		Total Taxes	**-**	**10,474**	**-**	**-**	**-**
101-000-000-322-40-00-03	322	Street Use Permit	-	750	-	900	1,000
		Total Licenses & Permits	**-**	**750**	**-**	**900**	**1,000**
101-000-000-336-00-71-01	336	Multimodal Transpo City	17,267	17,555	17,400	17,400	17,900
101-000-000-336-00-87-01	336	MVFT Cities	150,198	234,978	232,660	232,660	247,179
101-000-000-336-00-87-02	336	MVA Transpo City Increased	95,881	15,361	15,220	15,220	15,600
		Total Intergovernmental Revenue	**263,346**	**267,894**	**265,280**	**265,280**	**280,679**
101-000-000-369-91-00-03	369	Miscellaneous Revenue	-	-	-	15,200	-
		Total Misc. Revenue	**-**	**-**	**-**	**15,200**	**-**
		Total Street Fund	**263,346**	**279,119**	**265,280**	**281,380**	**281,679**
Park Impact Fee Fund							
110-000-000-345-85-00-01	345	Park Impact Fee	411,234	145,476	-	125,000	-
		Total Charges for Services	**411,234**	**145,476**	**-**	**125,000**	**-**
110-000-000-361-11-00-02	361	Investment Pool Interest	-	42,584	-	58,000	
		Total Misc. Revenue	**-**	**42,584**	**-**	**58,000**	**-**
		Total Park Impact Fee Fund	**411,234**	**188,060**	**-**	**183,000**	**-**
Traffic Impact Fee Fund							
111-000-000-345-85-00-01	345	Traffic Mitigation Impact Fees	1,040,610	557,506	-	450,000	-
111-000-000-345-85-00-02	345	TIF Admin Fee	-	-	-	-	-
		Total Charges for Services	**1,040,610**	**557,506**	**-**	**450,000**	**-**
111-000-000-361-11-00-02	361	Investment Pool Interest	-	158,879	-	215,000	
		Total Misc. Revenue	**-**	**158,879**	**-**	**215,000**	**-**
		Total Traffic Impact Fee Fund	**1,040,610**	**716,385**	**-**	**665,000**	**-**
Real Estate Excise Tax Fund(s)							
130-000-000-318-34-00-01	318	Real Estate Excise Tax (REET1)	910,852	288,686	-	300,000	-
132-000-000-318-34-00-01	318	Real Estate Excise Tax (REET 2)	910,851	288,685	-	300,000	-
		Total Taxes	**1,821,704**	**577,371**	**-**	**600,000**	**-**
130-000-000-361-11-00-02	361	Investment Pool Interest	-	26,087	-	35,000	
132-000-000-361-11-00-02	361	Investment Pool Interest	-	32,754	-	50,000	
		Total Misc. Revenue	**-**	**58,841**	**-**	**85,000**	**-**
		Total Real Estate Excise Tax Fund(s)	**1,821,704**	**636,212**	**-**	**685,000**	**-**

City of Edgewood
Revenue Details: All Funds

GL	Fund	Description	2022 Actual	2023 Actual	2024 Budget	2024 Est. Actual	2025 Budget
LID Debt Service							
202-000-000-345-83-00-01	345	Segregation Review	1,980	-	-	-	-
		Total Charges for Services	**1,980**	**-**	**-**	**-**	**-**
202-000-000-359-00-00-02	359	LID No. 1 Penalties	32,870	19,387	-	15,000	12,000
		Total Fines and Penalties	**32,870**	**19,387**	**-**	**15,000**	**12,000**
202-000-000-361-40-00-01	361	LID No. 1 Interest	172,894	109,796	93,094	100,000	92,000
202-000-000-368-10-00-01	368	LID #1 Principal	850,774	541,552	492,025	600,000	516,000
202-000-000-391-30-10-01	391	USDA LID Bond	-		-	-	-
		Bond & Other Proceeds	**1,023,669**	**651,347**	**585,119**	**700,000**	**608,000**
		Total LID Debt Service Fund	**1,058,519**	**670,734**	**585,119**	**715,000**	**620,000**
Capital Project Funds							
310-000-000-333-20-60-01	333	US DOT-Indirect Grant-WSDOT	-	-	-	325,000	113,000
310-000-000-334-02-70-01	334	RCO Grant	241,921	-	402,000	-	-
340-000-000-333-20-60-01	333	US DOT-Indirect Grant-WSDOT	-	-	-	1,815,000	600,000
340-000-000-334-03-60-01	334	State Grant - WSDOT	123,974	210,675	-	-	-
340-000-000-334-03-80-01	334	State TIB Grant	275,843	-	1,900,000	-	-
		Total Intergovernmental Revenue	**641,737**	**210,675**	**2,302,000**	**2,140,000**	**713,000**
310-000-000-367-11-00-02	367	Park Contributions/Donations	-	34,106	-	1,000	
340-000-000-367-00-00-01	367	Developer Contribution/Bond Default	-	30,000	-	-	-
340-000-000-382-20-00-02	382	Contractor Retainage	-	-	-	6,922	-
		Total Misc. Revenue	**-**	**64,106**	**-**	**7,922**	**-**
		Total Capital Project Fund(s)	**641,737**	**274,781**	**2,302,000**	**2,147,922**	**713,000**

City of Edgewood
Revenue Details: All Funds

GL	Fund	Description	2022 Actual	2023 Actual	2024 Budget	2024 Est. Actual	2025 Budget
Sewer Utility Fund							
401-000-000-343-50-00-01	343	Sewer Revenue	143,368	168,274	163,750	165,000	175,000
401-000-000-343-50-00-03	343	Conveyance Development Charges	-	-	-	15,000	-
		Total Charges for Services	**143,368**	**168,274**	**163,750**	**180,000**	**175,000**
401-000-000-361-11-00-02	361	Investment Pool Interest	-	22,896	-	33,000	10,000
		Total Misc. Revenue	**-**	**22,896**	**-**	**33,000**	**10,000**
		Total Sewer Utility Fund	**143,368**	**191,170**	**163,750**	**213,000**	**185,000**
Surface Water Utility Fund							
410-000-000-334-03-10-01	334	Dept of Ecology Grant Revenue	30,556	44,444	65,000	97,657	30,000
410-000-000-337-00-00-01	337	Opportunity Fund Project Revenue	-	15,113	-	-	
		Total Intergovernmental Revenue	**30,556**	**59,557**	**65,000**	**97,657**	**30,000**
410-000-000-343-10-00-01	343	Surface Water Fees	1,705,829	1,785,625	1,721,620	1,722,000	1,750,000
410-000-000-343-10-00-02	343	Storm Drainage Fees & Charges	38,159	-	-	-	-
410-000-000-345-83-00-04	345	Stormwater Inspection	5,940	6,767	-	7,000	10,000
410-000-000-345-89-00-01	345	SW Plan Reviews	17,680	17,600	-	18,000	20,000
		Total Charges for Services	**1,767,608**	**1,809,991**	**1,721,620**	**1,747,000**	**1,780,000**
410-000-000-361-11-00-02	361	Investment Pool Interest	-	56,221	-	85,000	55,000
		Total Misc. Revenue	**-**	**56,221**	**-**	**85,000**	**55,000**
		Total Surface Water Utility Fund	**1,798,165**	**1,925,769**	**1,786,620**	**1,929,657**	**1,865,000**
Surface Water Capital Fund							
411-000-000-334-03-10-02	334	DOE Capacity Grant	-	-	15,000	-	25,000
411-000-000-337-00-00-01	337	PCFCZD Opp Fund	-	-	162,000	-	147,000
		Total Intergovernmental Revenue	**-**	**-**	**177,000**	**-**	**172,000**
		Total Surface Water Capital Fund	**-**	**-**	**177,000**	**-**	**172,000**
Equipment Replacement Fund							
501-000-000-362-00-00-01	362	Comcast PEG Fees	11,186	11,086	-	10,000	-
		Total Misc. Revenue	**11,186**	**11,086**	**-**	**10,000**	**-**
		Total Equipment Replacement Fund	**11,186**	**11,086**	**-**	**10,000**	**-**
Agency Funds-Transitory							
650-000-000-389-30-00-04	389	State Building Code Fee	2,589	2,174	-	1,000	-
650-000-000-389-30-00-05	389	Animal Licenses	1,727	2,556	-	1,500	-
650-000-000-389-30-00-06	389	Fire Plan Review	887	-	-	-	-
		Total Misc. Revenue	**5,203**	**4,730**	**-**	**2,500**	**-**
		Total Agency Funds-Transitory	**5,203**	**4,730**	**-**	**2,500**	**-**
		Grand Total	**17,138,806**	**13,333,834**	**13,942,561**	**15,595,401**	**12,718,172**

City of Edgewood

Expenditure Details: All Funds

GL	Description	2022 Actual	2023 Actual	2024 Budget	2024 Est. Actual	2025 Budget
General Fund						
Mayor & Council						
001-011-000-511-60-10-99	Allocated Labor	63,558	72,032	-	-	-
001-011-000-511-60-11-01	Salaries & Wages	-	-	101,400	172,200	172,200
001-011-000-511-60-20-99	Allocated Benefits	2,031	2,432	-	-	-
001-011-000-511-60-21-01	Benefits	-	-	29,412	36,737	45,435
001-011-000-511-60-30-99	Allocated Supplies	-	-	2,490	2,490	1,920
001-011-000-511-60-31-01	Office & Operational Supplies	191	357	-	650	300
001-011-000-511-60-31-05	Supplies-Misc	147	-	-	-	-
001-011-000-511-60-31-30	Meals & Refreshments	-	-	500	500	500
001-011-000-511-60-40-99	Allocated Services	-	-	62,700	62,700	87,590
001-011-000-511-60-41-01	Professional Services	-	495	-	517	-
001-011-000-511-60-41-99	IT - Allocation	-	-	36,830	36,830	45,270
001-011-000-511-60-43-01	Travel	2,000	3,485	500	-	500
001-011-000-511-60-43-02	Lodging & Meals	-	-	4,000	-	2,500
001-011-000-511-60-49-03	Registration & Training	-	-	2,500	2,500	2,000
	Total Mayor & Council	**67,927**	**78,802**	**240,332**	**315,124**	**358,215**
City Admin						
001-013-000-513-10-10-99	Allocated Labor	202,058	222,301	-	-	-
001-013-000-513-10-11-01	Salaries & Wages	-	-	206,984	219,737	171,320
001-013-000-513-10-21-01	Benefits	-	-	80,189	56,334	43,093
001-013-000-513-10-20-99	Allocated Benefits	75,333	78,731	-	-	-
001-013-000-513-10-30-99	Allocated Supplies	9,415	8,382	1,250	1,250	940
001-013-000-513-10-40-99	Allocated Services	39,451	52,251	31,350	31,350	42,920
001-013-000-513-10-41-99	IT - Allocation	-	-	18,420	18,420	22,180
001-013-000-513-10-43-01	Travel	5,790	3,116	150	150	-
001-013-000-513-10-43-02	Lodging & Meals	-	-	650	650	750
001-013-000-513-10-43-03	Mileage Reimbursement	281	548	-	-	-
001-013-000-513-10-43-04	Meals Expense	1,086	177	-	-	-
001-013-000-513-10-49-01	Memberships & Subscriptions	-	315	300	400	365
001-013-000-513-10-49-03	Registration & Training	-	-	350	350	900
	Total City Admin	**333,415**	**365,821**	**339,643**	**328,641**	**282,468**
Finance						
001-014-000-514-20-11-01	Salaries & Wages	-	-	282,135	287,047	278,370
001-014-000-514-20-21-01	Benefits	-	-	87,051	86,780	95,320
001-014-000-514-20-30-99	Allocated Supplies	-	-	2,720	2,720	2,100
001-014-000-514-20-40-99	Allocated Services	-	-	68,970	68,970	95,900
001-014-000-514-20-41-99	IT - Allocation	-	-	40,516	40,516	49,588
001-014-000-514-20-43-01	Travel	5,067	9,398	650	781	800
001-014-000-514-20-43-02	Lodging & Meals	87	101	2,150	1,150	1,700
001-014-000-514-20-49-01	Memberships & Subscriptions	1,811	2,668	415	415	915
001-014-000-514-20-41-04	State Auditor	7,198	9,812	29,500	45,000	28,000
001-014-000-514-20-49-03	Registration & Training	-	-	3,350	1,175	2,600
001-014-000-514-20-49-04	Budget Software	-	-	25,000	-	-
	Total Finance	**14,164**	**21,979**	**542,457**	**534,554**	**555,293**

City of Edgewood

Expenditure Details: All Funds

GL	Description	2022 Actual	2023 Actual	2024 Budget	2024 Est. Actual	2025 Budget
Human Resources						
001-019-010-518-10-11-01	Salaries & Wages	-	-	194,663	111,722	89,959
001-019-010-518-10-21-01	Benefits	-	-	60,765	39,800	35,666
001-019-010-518-10-30-99	Allocated Supplies	-	-	1,250	1,250	820
001-019-010-518-10-35-01	Books/Small Tools/Minor Equipments	-	-	300	300	-
001-019-010-518-10-40-99	Allocated Services	-	-	31,350	31,350	37,230
001-019-010-518-10-41-99	IT - Allocation	-	-	18,420	18,420	19,240
001-019-010-518-10-49-01	Memberships & Subscriptions	-	-	565	565	555
001-019-010-518-10-49-02	Background Checks	-	-	100	100	55
001-019-010-518-10-49-03	Registration & Training	-	-	500	500	1,625
	Total Human Resources	**-**	**-**	**307,913**	**204,007**	**185,150**
Administrative Services						
001-019-020-518-90-11-01	Salaries & Wages	-	-	138,577	136,430	122,823
001-019-020-518-90-21-01	Benefits	-	-	53,251	51,010	48,895
001-019-020-518-90-30-99	Allocated Supplies	-	-	2,430	2,430	1,010
001-019-020-518-90-40-99	Allocated Services	-	-	61,130	61,130	45,980
001-019-020-518-90-41-99	IT - Allocation	-	-	35,910	35,910	23,770
001-019-020-518-90-43-01	Travel	-	-	200	200	-
001-019-020-518-90-43-02	Lodging & Meals	-	-	880	880	220
001-019-020-518-90-49-01	Memberships & Subscriptions	-	-	240	240	195
001-019-020-518-90-49-03	Registration & Training	-	-	1,949	1,949	1,434
	Total Administrative Services	**-**	**-**	**294,567**	**290,179**	**244,327**
City Clerk						
001-019-030-514-20-11-01	Salaries & Wages	-	-	141,960	93,478	71,069
001-019-030-514-20-21-01	Benefits	-	-	50,113	33,529	28,421
001-019-030-514-20-30-99	Allocated Supplies	-	-	1,250	1,250	480
001-019-030-514-20-40-99	Allocated Services	-	-	31,350	31,350	21,900
001-019-030-514-20-41-01	Professional Services	-	-	6,000	15,000	8,000
001-019-030-514-20-41-03	Advertising	-	-	12,000	-	-
001-019-030-514-20-41-99	IT - Allocation	-	-	18,420	18,420	11,320
001-019-030-514-20-43-01	Travel	-	-	800	800	260
001-019-030-514-20-43-02	Lodging & Meals	-	-	2,000	2,000	800
001-019-030-514-20-49-01	Memberships & Subscriptions	-	-	1,950	1,950	475
001-019-030-514-20-49-03	Registration & Training	-	-	4,840	4,840	3,540
001-019-030-514-30-41-02	Legal Publications	6,784	5,883	12,000	5,000	5,000
001-019-030-514-40-41-01	Election Costs	-	22,052	55,000	24,000	27,000
001-019-030-514-90-41-01	Voter Registration	36,130	31,777	31,300	31,300	35,000
001-019-030-514-90-42-06	Professional Service - Code Update	-	-	1,000	1,000	1,000
	Total City Clerk	**42,914**	**59,711**	**369,983**	**263,917**	**214,265**

City of Edgewood

Expenditure Details: All Funds

GL	Description	2022 Actual	2023 Actual	2024 Budget	2024 Est. Actual	2025 Budget
Police						
001-021-000-521-10-42-01	Intergov Chemical Dependency	3,856	3,955	3,500	3,500	4,000
001-021-000-521-10-43-01	Training/Travel Costs	-	399	-	-	-
001-021-000-521-10-49-01	Memberships & Subscriptions	-	-	-	300	500
001-021-000-521-20-31-01	Office & Operational Supplies	2,900	771	-	2,000	2,500
001-021-000-521-20-31-05	Supplies-Misc	789	424	-	-	
001-021-000-521-20-31-11	Signs	26	-	-	-	
001-021-000-521-20-35-02	Office Furniture	-	425	-	-	
001-021-000-521-20-41-01	Police Services	2,909,348	2,994,467	3,638,639	3,305,000	3,328,000
001-021-000-521-20-41-02	Police Overtime	34,646	18,402	45,000	43,750	50,000
001-021-000-521-20-42-02	Postage	-	-	-	-	
001-021-000-521-20-43-04	Meals Expense	-	-	-	200	500
001-021-000-521-30-31-01	Crime Prevention-Supplies	311	-	-	-	-
001-021-000-521-40-43-01	Training/Travel Costs	-	426	-	-	-
001-021-000-521-50-48-03	Facilities-Maintenance/Repairs	1,362	3,773	-	250	-
001-021-000-521-70-41-11	Traffic Policing-Traffic Camera Contract	384,750	399,000	399,000	399,000	410,000
001-021-000-523-60-41-01	Jail Services	1,786	360	2,500	3,000	3,500
001-021-000-525-60-31-01	Emergency Preparedness-Supplies	1,959	1,161	2,000	2,000	2,000
001-021-000-525-60-41-01	Emergency Services	-	-	-	-	-
001-021-000-512-52-41-01	Court Services-Contracted	113,939	116,788	119,708	119,708	125,000
001-019-000-554-30-41-01	Animal Control Services	71,500	98,103	117,554	102,000	130,000
	Total Police Cost	**3,527,172**	**3,638,452**	**4,327,900**	**3,980,708**	**4,056,000**
Public Works						
001-022-000-544-20-11-01	Salaries & Wages	-	-	246,544	194,678	168,781
001-022-000-544-20-21-01	Benefits	-	-	91,030	72,896	69,214
001-022-000-544-20-30-99	Allocated Supplies	-	-	2,550	2,550	1,540
001-022-000-544-20-31-54	Work Clothing/Uniforms	-	-	2,000	2,000	2,600
001-022-000-544-20-40-99	Allocated Services	-	-	64,270	60,070	70,070
001-022-000-544-20-41-01	Professional Services	-	-	-	-	500
001-022-000-544-20-41-99	IT - Allocation	-	-	37,750	37,750	36,220
001-022-000-544-20-43-01	Travel	-	-	150	150	-
001-022-000-544-20-43-02	Lodging & Meals	-	-	3,000	3,000	2,500
001-022-000-544-20-47-03	Waste Disposal	-	-	4,572	4,572	5,500
001-022-000-544-20-49-01	Memberships & Subscriptions	-	-	250	250	500
001-022-000-544-20-49-03	Registration & Training	-	-	10,000	10,000	3,500
001-022-000-548-30-31-01	Operating Supplies	-	-	-	10,000	12,000
001-022-000-548-30-31-13	Safety Equipment	-	-	3,500	3,500	-
001-022-000-548-30-31-53	PPE-Personal Protective Equipment	-	-	2,500	2,500	1,900
001-022-000-548-30-32-01	Fuel	-	-	36,000	36,000	36,000
001-022-000-548-30-32-02	Supplies/Parts - Vehicles & Equipment	-	-	35,000	35,000	35,000
001-022-000-548-30-35-01	Small Tools/Minor Equipment	-	-	-	4,000	9,000
001-022-000-548-30-48-06	Maintenance/Repairs-Equipment	-	-	-	200	2,500
001-022-000-548-30-48-07	Maintenance & Repairs-Vehicles	-	-	7,000	7,000	8,400
001-022-000-548-30-49-01	Memberships	-	-	-	-	
	Total Public Works Cost	**-**	**-**	**546,116**	**486,116**	**465,725**

City of Edgewood

Expenditure Details: All Funds

GL	Description	2022 Actual	2023 Actual	2024 Budget	2024 Est. Actual	2025 Budget
Building & Permitting						
001-058-000-558-50-10-99	Allocated Labor	725,033	797,670	-	-	-
001-058-000-558-50-11-01	Salaries & Wages	-	-	864,644	580,142	600,511
001-058-000-558-50-20-99	Allocated Benefits	270,313	282,505	-	-	-
001-058-000-558-50-21-01	Benefits	-	-	337,305	211,095	245,612
001-058-000-558-50-30-99	Allocated Supplies	33,785	30,078	9,100	9,100	4,950
001-058-000-558-50-31-01	Office & Operational Supplies	2,576	1,522	-	-	-
001-058-000-558-50-31-53	PPE-Personal Protective Equipment	-	-	-	500	750
001-058-000-558-50-31-54	Work Clothing/Uniforms	-	-	1,500	-	600
001-058-000-558-50-35-01	Books/Small Tools/Minor Equipment	-	-	16,000	12,000	6,000
001-058-000-558-50-40-99	Allocated Services	141,560	187,489	228,850	228,850	225,540
001-058-000-558-50-41-01	Professional Services	3,720	22,814	45,000	45,000	45,000
001-058-000-558-50-41-99	IT - Allocation	-	-	134,440	134,440	116,580
001-058-000-558-50-43-01	Travel	13,721	9,122	11,000	11,000	1,950
001-058-000-558-50-43-02	Lodging & Meals	-	-	2,000	2,200	7,300
001-058-000-558-50-43-03	Mileage Reimbursement	488	195	-	-	-
001-058-000-558-50-43-04	Meals Expense	358	128	-	-	-
001-058-000-558-50-49-01	Memberships & Subscriptions	864	1,279	4,500	4,500	1,375
001-058-000-558-50-49-03	Registration & Training	-	-	10,000	10,000	8,225
001-058-000-558-50-49-04	Subscriptions	100	100	-	-	-
	Total Building & Permitting Cost	**1,192,516**	**1,332,902**	**1,664,339**	**1,248,827**	**1,264,393**
Planning						
001-058-000-558-60-10-99	Allocated Labor	445,717	490,371	-	-	-
001-058-000-558-60-11-01	Salaries & Wages	-	-	420,686	344,918	421,951
001-058-000-558-60-20-99	Allocated Benefits	166,176	173,671	-	-	-
001-058-000-558-60-21-01	Benefits	-	-	141,593	101,644	153,951
001-058-000-558-60-30-99	Allocated Supplies	20,769	18,491	4,610	4,610	3,220
001-058-000-558-60-31-01	Office & Operational Supplies	9	75	-	-	-
001-058-000-558-60-31-11	Signs	-	-	-	4,200	1,500
001-058-000-558-60-35-01	Books/Small Tools/Minor Equipment	-	-	500	-	500
001-058-000-558-60-35-04	Software-Computer	339	-	-	-	-
001-058-000-558-60-40-99	Allocated Services	87,024	115,260	115,990	115,990	146,710
001-058-000-558-60-41-01	Professional Services - Reimbursable	56,342	206,979	75,000	300,000	150,000
001-058-000-558-60-41-03	Professional Services - Non reimbursable	115,544	46,149	150,000	100,000	50,000
001-058-000-558-60-41-04	Professional Services - Missing Middle Grant	-	-	40,000	5,000	20,000
001-058-000-558-60-41-08	Legal Notices/Publications	7,757	8,593	15,000	10,000	15,000
001-058-000-558-60-41-10	Pierce County Recording Fees	595	-	-	-	-
001-058-000-558-60-41-22	Prof Svcs-Town Center Masterplan	34,124	38,781	-	-	-
001-058-000-558-60-41-23	Professional Services - GMA	-	156,857	-	200,000	250,000
001-058-000-558-60-41-99	IT - Allocation	-	-	68,140	68,140	75,830
001-058-000-558-60-43-01	Travel	15,683	4,896	2,000	2,000	500
001-058-000-558-60-43-02	Lodging & Meals	-	-	4,000	4,000	1,500
001-058-000-558-60-43-04	Meals Expense	595	540	-	-	-
001-058-000-558-60-49-01	Memberships & Subscriptions	4,416	1,817	3,000	4,000	4,000
001-058-000-558-60-49-03	Registration & Training	-	-	6,000	6,000	2,000
001-058-000-558-60-49-04	Subscriptions	1,300	1,645	-	-	
	Total Planning Cost	**956,390**	**1,264,125**	**1,046,519**	**1,270,502**	**1,296,662**
Economic Development						
001-058-000-558-70-31-06	Economic Development Materials/Supplies	278	-	-	-	-
001-058-000-558-70-41-02	Professional Services - Marketing Plan	990	14,750	-	-	-
001-058-000-558-70-41-26	Economic Development Services	1,708	-	-	-	-
	Total Economic Development Cost	**2,975**	**14,750**	**-**	**-**	**-**

City of Edgewood

Expenditure Details: All Funds

GL	Description	2022 Actual	2023 Actual	2024 Budget	2024 Est. Actual	2025 Budget
Code Enforcement						
001-058-010-558-50-11-01	Salaries & Wages	-	-	201,053	164,155	166,889
001-058-010-558-50-21-01	Benefits	-	-	80,493	42,720	56,485
001-058-010-558-50-30-99	Allocated Supplies	-	-	2,060	2,060	1,440
001-058-010-558-50-31-54	Work Clothing/Uniforms	-	-	300	300	300
001-058-010-558-50-35-01	Books/Small Tools/Minor Equipment	-	-	500	500	250
001-058-010-558-50-40-99	Allocated Services	-	-	51,730	51,730	65,690
001-058-010-558-50-41-01	Professional Services	-	-	5,000	5,000	-
001-058-010-558-50-41-99	IT - Allocation	-	-	30,390	30,390	33,950
001-058-010-558-50-43-01	Travel	-	-	1,500	1,500	250
001-058-010-558-50-43-02	Lodging & Meals	-	-	-	200	350
001-058-010-558-50-49-01	Memberships & Subscriptions	-	-	750	750	100
001-058-010-558-50-49-03	Registration & Training	-	-	1,500	1,500	500
	Total Code Enforcement Cost	**-**	**-**	**375,276**	**300,805**	**326,204**
Parks						
001-076-000-576-80-10-99	Allocated Labor	273,373	300,761	-	-	-
001-076-000-576-80-20-99	Allocated Benefits	101,921	106,518	-	-	-
001-076-000-576-80-11-01	Salaries & Wages	-	-	155,285	138,084	137,633
001-076-000-576-80-21-01	Benefits	-	-	61,262	53,168	57,356
001-076-000-576-80-30-99	Allocated Supplies	12,738	11,341	1,870	1,870	1,350
001-076-000-576-80-31-01	Operational Supplies	21,509	18,879	15,000	12,000	12,000
001-076-000-576-80-31-02	Recreation Activities & Events	3,021	1,089	5,000	5,000	3,000
001-076-000-576-80-31-09	Chemicals	689	822	1,500	1,500	1,500
001-076-000-576-80-31-11	Signs	-	473	-	-	500
001-076-000-576-80-31-13	Safety Equipment	-	-	1,000	1,000	1,000
001-076-000-576-80-32-01	Fuel	427	272	-	-	-
001-076-000-576-80-35-01	Small Tools/Minor Equipment	1,764	2,136	2,000	1,000	750
001-076-000-576-80-35-05	Park Equipment	-	506	-	5,000	4,000
001-076-000-576-80-40-99	Allocated Services	53,375	70,693	47,020	47,020	61,310
001-076-000-576-80-41-01	Professional Services	64,909	116,488	25,000	31,000	25,000
001-076-000-576-80-41-10	Parks Maintenance	-	138,587	48,000	108,000	125,000
001-076-000-576-80-41-99	IT - Allocation	-	-	27,630	27,630	31,690
001-076-000-576-80-43-01	Travel	1,191	932	450	450	-
001-076-000-576-80-43-02	Lodging & Meals	-	-	1,500	-	800
001-076-000-576-80-45-03	Operating Rentals	16,502	14,786	20,000	17,000	12,000
001-076-000-576-80-47-03	Waste Disposal	-	-	-	1,000	500
001-076-000-576-80-48-01	Equipment Repair & Maintenance	-	-	-	-	2,500
001-076-000-576-80-48-03	Maintenance - Cleaning	-	51	-	-	-
001-076-000-576-80-48-05	Maintenance-Tank Pumping	-	-	5,000	5,000	2,500
001-076-000-576-80-49-01	Memberships & Subscriptions	1,190	213	1,000	2,000	-
001-076-000-576-80-49-03	Registration & Training	-	-	-	-	1,000
001-076-000-594-76-61-01	Park Structures/Buildings	-	-	-	125	-
	Total Parks Cost	**552,607**	**784,550**	**418,517**	**457,847**	**481,389**
Transfer Out						
001-000-000-597-00-00-01	Oper. Tm. - Development Services	76,152	-	-	-	-
006-000-000-597-00-00-01	Transfers-Out	-	34,498			
001-000-000-597-00-00-03	Oper. Trn.-Equip Rep	256,000	50,000	150,000	150,000	50,000
001-000-000-597-00-00-04	Oper. Trn.-Out	-	77,072	-		-
001-000-000-597-00-00-06	Oper. Trn. - Capital Roads	-	-	160,000	17,000	24,000
001-000-000-597-00-00-09	Oper. Trn. - Street Fund	450,000	320,156	330,667	156,205	365,000
001-000-000-597-00-00-12	Oper. Trn.- Cap. Proj. Parks	-	-	25,000	-	-
	Total Transfer Out	**782,152**	**481,726**	**665,667**	**323,205**	**439,000**

City of Edgewood

Expenditure Details: All Funds

GL	Description	2022 Actual	2023 Actual	2024 Budget	2024 Est. Actual	2025 Budget
General Govt.						
001-019-000-515-41-41-01	Legal Services-External	193,388	321,135	-	-	-
001-019-000-515-41-41-14	Hearing Examiner Legal Fees	5,445	11,925	-	-	-
001-019-000-514-20-42-05	Bank & Bond Fees	10,549	838	-	-	-
001-019-000-518-85-49-03	Software Sub. -Clerk Chambers Systems	3,929	4,126	-	-	-
001-019-000-518-90-41-01	Gen'l Gov't-Professional Services	67,382	37,432	-	-	-
006-000-000-582-10-00-02	Refunds-Assignment of Funds	89,756	91,141	-	186,310	-
001-000-000-585-00-00-01	Special/Extraordinary Items	22,754	-	-	-	-
001-019-000-594-18-63-01	Gen'l Govt-Cap Exp-City Campus Improvements	4,807	44,231	-	-	-
001-019-000-518-90-40-99	Allocated Services	152,583	202,089	-	-	-
001-019-000-518-63-40-00	Grants & Distributions to Local Govt's	100,000	50,000	-	-	-
001-019-000-518-90-10-99	Allocated Labor	781,490	859,784	-	-	-
001-019-000-518-90-20-99	Allocated Benefits	291,362	304,503	-	-	-
001-019-000-518-90-30-99	Allocated Supplies	36,415	32,420	-	-	-
001-019-000-518-90-49-01	Memberships & Subscriptions	-	50	-	-	-
	Total General Govt.	**1,759,860**	**1,959,673**	**-**	**186,310**	**-**
Central Services						
001-018-000-518-20-11-01	Salaries & Wages	3,035,003	3,341,171	-	-	-
001-018-000-518-20-21-01	Medicare	44,009	48,474	-	-	-
001-018-000-518-20-21-02	Social Security Replacement	179,062	197,221	-	-	-
001-018-000-518-20-21-05	PERS	302,380	322,597	-	-	-
001-018-000-518-20-21-07	Labor & Industries	22,042	22,646	-	(79)	-
001-018-000-518-20-21-08	Unemployment	17,821	23,402	-	133	-
001-018-000-518-20-21-10	Medical	544,557	545,897	-	17	-
001-018-000-518-20-31-01	Office & Operational Supplies	18,822	16,993	-	-	-
001-018-000-518-20-31-08	Wellness Supplies	716	991	-	-	-
001-018-000-518-20-31-13	Safety Equipment	328	3,328	-	-	-
001-018-000-518-20-31-53	PPE-Personal Protective Equipment	-	4,382	-	-	
001-018-000-518-20-31-54	Work Clothing/Uniforms	8,614	3,429	-	-	-
001-018-000-548-30-32-01	Fuel	30,787	32,679	-	-	-
001-018-000-548-30-32-02	Supplies/Parts - Vehicles & Equipment	28,786	22,676	-	-	-
001-018-000-518-20-35-01	Small Tools/Minor Equipment	1,130	78	-	-	-
001-018-000-518-20-35-02	Office Furniture	2,006	4,954	-	-	-
001-018-000-518-20-39-11	Teambuilding-Supplies	2,191	704	-	-	-
001-018-000-518-20-41-01	Professional Service	255	30,799	-	-	-
001-018-000-518-20-42-02	Postage	3,000	6,162	-	-	-
001-018-000-518-20-42-03	Copy Machine Charges	1,932	2,507	-	-	-
001-018-000-514-30-42-06	Professional Service - Code Update	555	930	-	-	-
001-018-000-518-20-43-01	Travel/Training Costs	1,741	2,415	-	-	-
001-018-000-518-20-43-04	Employee Meals	625	844	-	-	-
001-018-000-544-20-47-03	Waste Disposal	2,556	4,756	-	-	-
001-018-000-518-20-49-01	Memberships	378	10,755	-	-	-
001-018-000-518-20-49-05	Printing & Binding-Magazine	28,032	31,095	-	-	-
001-018-000-518-20-49-11	City Employee Team Building	3,046	2,084	-	-	-
001-018-000-518-30-35-01	Small Tools/Minor Equip.	-	1,011	-	-	-
001-018-000-518-30-41-01	Professional Services	18,011	24,074	-	-	-
001-018-000-518-30-41-03	Surface Water Charge	13,368	13,479	-	-	-
001-018-000-518-30-45-06	Copier Lease	737	-	-	-	-
001-018-000-518-30-45-07	Operating Permits	355	258	-	-	-
001-018-000-518-30-46-01	Alarm Monitoring	3,517	1,435	-	-	-
001-018-000-518-30-47-01	Electricity	78,305	82,827	-	-	-
001-018-000-518-30-47-02	Water	11,954	11,738	-	-	-
001-018-000-518-30-47-04	Sewer Charges	1,436	1,780	-	-	-
001-018-000-518-30-48-03	Maintenance/Repairs - Buildings	61,244	49,916	-	-	-
001-018-000-518-30-48-04	Repairs to Facility	-	438	-	-	-
001-018-000-518-85-49-04	Registration & Training	1,411	736	-	-	-
001-018-000-548-30-48-06	Maintenance/Repairs-Equipment	2,623	8,675	-	-	-
001-018-000-548-30-48-07	Maintenance & Repairs-Vehicles	9,144	3,998	-	-	-
001-018-000-518-90-10-99	Allocated Labor	(3,035,003)	(3,341,171)	-	-	-
001-018-000-518-90-20-99	Allocated Benefits	(1,109,870)	(1,160,237)	-	-	-

City of Edgewood

Expenditure Details: All Funds

GL	Description	2022 Actual	2023 Actual	2024 Budget	2024 Est. Actual	2025 Budget
001-018-000-518-90-30-99	Allocated Supplies	(138,462)	(123,271)	-	-	-
001-018-000-518-90-40-99	Allocated Services	(580,163)	(768,399)	-	-	-
001-018-000-518-90-46-50	WCIA Insurance Premium	166,608	260,678	-	-	-
001-018-000-518-90-49-51	Puget Sound Clean Air Dues	9,058	10,378	-	-	-
001-018-000-518-90-49-52	Annual Dues - Puget Sound Regional Council	4,819	4,930	-	-	-
001-018-000-518-90-49-53	Annual Dues - AWC	9,930	-	-	-	-
001-018-000-518-90-49-55	Annual Dues - Pierce County Regional Council	861	-	-	-	-
001-018-000-518-90-49-57	Annual Dues - Chamber	-	500	-	-	-
001-018-000-591-18-70-01	Lease Payments	943	36,052	-	-	-
001-018-000-518-85-31-03	Computer Hardware	6,907	9,819	-	-	-
001-018-000-518-85-48-02	Software Maintenance	6,607	5,543	-	-	-
001-018-000-594-18-64-03	Cap Exp-Computer Software	5,478	-	-	-	-
001-018-000-518-80-41-01	Contracted IT Services	-	4,628	-	-	-
001-018-000-518-85-42-01	Cell Phones	28,011	32,066	-	-	-
001-018-000-518-85-49-03	Computer Subscriptions	110,042	127,262	-	-	-
001-018-000-594-18-64-02	Cap Exp-Computer Hardware	30,234	16,891	-	-	-
001-018-000-594-18-64-05	Cap Exp-Council Chambers Equipment	1,521	-	-	-	-
	Total Central Services	**(0.00)**	**(0.00)**	**-**	**71**	**-**

Allocated - Supplies

001-018-000-518-20-31-01	Office & Operational Supplies	-	-	30,000	10,000	16,000
001-018-000-518-20-31-08	Wellness Supplies	-	-	2,000	1,200	1,500
001-018-000-518-20-35-01	Small Tools/Minor Equipment	-	-	1,000	750	1,000
001-018-000-518-20-35-02	Office Furniture	-	-	2,500	2,500	3,500
001-018-000-518-20-39-11	Teambuilding-Supplies	-	-	2,750	2,750	3,000
001-018-000-518-90-30-99	Allocated Supplies	-	-	(38,250)	(17,200)	(25,000)
	Total Allocated - Supplies Cost	**-**	**-**	**-**	**-**	**-**

City of Edgewood

Expenditure Details: All Funds

GL	Description	2022 Actual	2023 Actual	2024 Budget	2024 Est. Actual	2025 Budget
Allocated Services						
001-018-000-515-41-41-01	Legal Services-External	-	-	350,000	250,000	250,000
001-018-000-515-41-41-14	Hearing Examiner Legal Fees	-	-	5,000	7,000	8,000
001-018-000-514-20-42-05	Bank & Bond Fees	-	-	10,400	6,300	5,000
001-018-000-518-20-42-02	Postage	-	-	3,000	6,000	500
001-018-000-518-20-42-03	Copy Machine Charges	-	-	2,500	2,500	2,500
001-018-000-518-20-49-05	Printing & Binding-Magazine	-	-	30,925	30,925	35,000
001-018-000-518-20-49-11	City Employee Team Building	-	-	2,750	-	-
001-018-000-518-30-41-01	Professional Services	-	-	20,000	14,000	40,000
001-018-000-518-30-41-03	Surface Water Charge	-	-	15,000	13,897	15,000
001-018-000-518-30-45-07	Operating Permits	-	-	450	200	450
001-018-000-518-30-46-01	Alarm Monitoring	-	-	4,150	1,000	1,500
001-018-000-518-30-47-01	Electricity	-	-	80,000	85,000	90,000
001-018-000-518-30-47-02	Water	-	-	12,000	11,000	12,000
001-018-000-518-30-47-04	Sewer Charges	-	-	1,650	1,500	2,000
001-018-000-518-30-48-03	Maintenance/Repairs - Buildings	-	-	72,900	50,000	272,500
001-018-000-518-63-40-00	Grants & Distributions to Local Govt's	-	-	-	50,000	50,000
001-018-000-518-90-41-01	Gen'l Gov't-Professional Services	-	-	20,000	20,000	20,000
001-018-000-518-90-46-50	WCIA Insurance Premium	-	-	300,000	336,411	350,000
001-018-000-518-90-49-51	Puget Sound Clean Air Dues	-	-	11,000	11,192	12,000
001-018-000-518-90-49-52	Annual Dues - Puget Sound Regional Council	-	-	4,930	4,930	5,000
001-018-000-518-90-49-53	Annual Dues - AWC	-	-	10,775	11,195	12,000
001-018-000-518-90-49-55	Annual Dues - Pierce County Regional Council	-	-	1,000	1,000	1,200
001-018-000-518-90-49-57	Annual Dues - Chamber	-	-	500	500	500
001-018-000-591-18-70-01	Lease Payments	-	-	3,500	3,500	3,500
001-018-000-518-90-40-99	Allocated Services	-	-	(962,430)	(918,050)	(1,188,650)
	Total Allocated Services Cost	**-**	**-**	**-**	**-**	**-**
IT Cost Allocation						
001-018-000-518-85-11-01	Salaries & Wages	-	-	199,044	179,744	168,042
001-018-000-518-85-20-01	Benefits	-	-	73,735	65,218	66,206
001-018-000-518-85-35-01	IT - Small Tools/Minor Equipment	-	-	9,550	9,550	9,900
001-018-000-518-85-41-01	Contracted IT Services	-	-	20,000	20,000	10,000
001-018-000-518-85-42-01	Cell Phones, Internet,Telecommunications	-	-	31,877	31,877	34,500
001-018-000-518-85-43-01	Travel	-	-	250	250	250
001-018-000-518-85-43-01	Lodging & Meals	-	-	1,600	1,600	1,600
001-018-000-518-85-49-01	Memberships & Subscriptions	-	-	250	250	250
001-018-000-518-85-49-03	Computer Subscriptions	-	-	183,860	183,860	185,400
001-018-000-518-85-49-04	Registration & Training	-	-	900	900	900
001-018-000-594-18-64-02	Cap Exp-Computer Hardware	-	-	39,330	90,000	109,000
001-018-000-594-18-64-05	Cap Exp-Council Chambers Equipment	-	-	5,000	2,000	2,500
001-018-000-518-90-41-99	IT - Allocation	-	-	(565,396)	(585,249)	(588,548)
	IT Cost Allocation	**-**	**-**	**-**	**-**	**-**
	Total General Fund	**9,232,091**	**10,002,492**	**11,139,229**	**10,190,813**	**10,169,091**

City of Edgewood

Expenditure Details: All Funds

GL	Description	2022 Actual	2023 Actual	2024 Budget	2024 Est. Actual	2025 Budget
Street Fund						
101-000-000-542-30-31-01	Roadway-Operational Supplies	7,155	1,464	5,000	2,500	3,000
101-000-000-542-30-35-01	Roadway-Small Tools & Minor Equipment	1,346	825	1,500	-	200
101-000-000-542-30-41-01	Roadway-Professional Service	56,020	124,504	5,000	50,000	50,000
101-000-000-542-30-41-10	Roadway-Prof Svcs-Intergov Contract	-	272	-	-	-
101-000-000-542-30-48-03	Roadway-Maintenance/Cleaning	-	60	-	-	-
101-000-000-542-38-41-02	Roadway-Road Maint (Intergov contract)	546,625	329,500	360,000	150,000	150,000
101-000-000-542-40-41-02	Drainage-Prof Svcs- Contractor	-	-	15,000	-	-
101-000-000-542-61-48-03	Sidewalks-Maintenance	3,402	464	-	-	-
101-000-000-542-63-47-01	Street Lighting-Electricity	-	453	-	-	-
101-000-000-542-64-31-01	Traffic Control Devices-Office & Operational Supplies	65	-	-	-	-
101-000-000-542-64-31-10	Traffic Control Devices-School Zone Flashers	3,540	4,872	2,500	4,500	8,500
101-000-000-542-64-31-11	Traffic Control Devices-Signs	5,204	24,077	10,000	7,500	10,000
101-000-000-542-64-41-01	Traffic Control Devices-Professional Services	1,715	73,132	10,000	-	10,000
101-000-000-542-64-41-02	Traffic Control Devices-Traffic Operations (Contract)	71,306	100,603	75,000	50,000	75,000
101-000-000-542-64-41-19	Traffic Control Devices-Guardrails	3,162	2,103	25,000	-	-
101-000-000-542-66-41-03	Snow & Ice Control-Prof Svcs	51,748	77,239	85,500	45,000	85,000
101-000-000-542-70-31-01	Roadside-Operational Supplies	832	3,646	-	-	-
101-000-000-542-70-31-09	Roadside-Supplies- Chemicals	-	-	1,000	-	-
101-000-000-542-70-41-04	Roadside-ROW Veg Maint (Intergov)	13,203	3,409	35,000	65,000	50,000
101-000-000-542-70-45-03	Roadside-Operating Rentals	4,668	2,695	2,500	2,500	2,500
101-000-000-542-70-48-04	Roadside- ROW Veg Maint Contractor	58,713	147,067	100,000	100,000	100,000
101-000-000-542-90-10-99	Allocated Labor	216,915	238,647	-	-	-
101-000-000-542-90-11-01	Salaries & Wages	-	-	171,037	160,190	165,568
101-000-000-542-90-20-99	Allocated Benefits	80,872	84,520	-	-	-
101-000-000-542-90-21-01	Benefits	-	-	70,828	63,068	70,711
101-000-000-542-90-30-99	Allocated Supplies	10,108	8,999	2,090	2,090	1,590
101-000-000-542-90-31-01	Admin/Overhead-Office Supplies	-	56	-	-	-
101-000-000-542-90-40-99	Allocated Services	42,352	56,093	52,510	52,510	72,260
101-000-000-542-90-41-01	Admin/Overhead-Professional Services	-	528	-	-	-
101-000-000-542-90-41-99	IT - Allocation	-	-	30,850	30,850	37,350
101-000-000-542-90-43-01	Travel/Training Costs	1,238	2,240	-	-	-
101-000-000-542-90-43-04	Admin/Overhead-Meals Expense	223	50	-	-	-
101-000-000-542-90-49-01	Admin/Overhead-Memberships	315	370	-	-	-
101-000-000-542-90-49-04	Admin/Overhead-Subscriptions	7,523	-	-	-	-
101-000-000-542-90-49-09	Miscellaneous	60	-	-	-	-
101-000-000-544-40-41-01	Road/Street Ops-Planning-Prof Svcs	8,306	-	-	-	-
	Total Street Fund	**1,196,615**	**1,287,886**	**1,060,315**	**785,708**	**891,679**

City of Edgewood

Expenditure Details: All Funds

GL	Description	2022 Actual	2023 Actual	2024 Budget	2024 Est. Actual	2025 Budget
Park Impact Fee Fund						
110-000-000-597-00-00-04	Oper. Trn. - Capital Parks	630,000	110,462	717,000	486,000	807,000
	Total Park Impact Fee Fund	**630,000**	**110,462**	**717,000**	**486,000**	**807,000**
Traffic Impact Fee Fund						
111-000-000-597-00-00-01	Oper. Trn. - Capital Parks	-	-	81,000	157,000	220,000
111-000-000-597-00-00-05	Transfer Out - Fund 340	1,347,960	181,119	229,000	74,000	6,000
	Total Traffic Impact Fee Fund	**1,347,960**	**181,119**	**310,000**	**231,000**	**226,000**
Real Estate Excise Tax I Fund						
130-000-000-597-00-00-07	Oper. Trn. - Capital	-	48,950	60,000	321,000	25,000
130-000-000-597-00-00-09	Oper. Trn. - Jovita Loan Payment	-	-	13,715	13,451	13,649
130-000-000-597-00-00-10	Oper Trans - Civic Center Bond	367,518	368,892	370,279	370,279	370,700
130-000-000-597-00-00-11	Oper Trans - GG Facilities	650,000	-	200,000	-	-
	Total Real Estate Excise Tax I Fund	**1,017,518**	**417,842**	**643,994**	**704,730**	**409,349**
Real Estate Excise Tax II Fund						
132-000-000-597-00-00-03	Oper. Trn. - Street Fund	320,000	320,000	360,000	348,123	245,000
132-000-000-597-00-00-04	Transfer Out - Fund 340 Cap Roads	-	-	531,000	64,000	154,000
132-000-000-597-00-00-05	Trans Out - PW Facility	-	-	100,000	-	400,000
132-000-000-597-00-00-08	Oper. Trns. - Capital Parks	-	-	-	-	45,000
	Total Real Estate Excise Tax II Fund	**320,000**	**320,000**	**991,000**	**412,123**	**844,000**
Debt Service Fund						
201-000-000-591-18-71-01	Bond Repayment - Principal	340,253	349,408	358,157	358,157	366,493
201-000-000-592-18-83-01	Interest on Bonds	39,531	32,011	24,289	24,289	16,374
	Total Debt Service Fund	**379,784**	**381,419**	**382,446**	**382,446**	**382,867**
LID Debt Service						
202-000-000-515-41-41-02	Legal Services	-	-	-	-	-
202-000-000-535-10-41-01	Professional Services	2,970	6,461	3,000	8,000	10,000
202-000-000-591-35-73-01	LID Loan Principal Payments	475,871	484,362	492,744	492,744	501,417
202-000-000-591-35-78-02	Principal PWTF Loan Payment	29,412	29,412	29,412	29,412	29,412
202-000-000-592-35-83-02	Interest PWTF Loan Payment	1,029	882	735	735	589
202-000-000-592-35-83-03	LID Loan Interest Payment	110,797	102,306	93,924	93,924	85,252
	Total LID Debt Service	**620,079**	**623,424**	**619,815**	**624,815**	**626,670**

City of Edgewood

Expenditure Details: All Funds

GL	Description	2022 Actual	2023 Actual	2024 Budget	2024 Est. Actual	2025 Budget
Capital Parks Fund						
310-000-000-594-76-41-02	Professional Svs.-Interurban	-	116,436	-	-	-
310-000-000-594-76-41-03	Professional Svs.-Property	255,121	3,850	-	-	-
310-000-000-594-76-61-01	Park Property	825	-	-	191,720	-
310-000-000-594-76-61-10	Permit Fees	324	-	-	-	-
310-000-000-594-76-62-06	Park Equipment	159,014	-	-	-	-
310-000-000-594-76-63-01	Park Improvements	135,373	-	-	-	-
310-000-000-594-76-63-04	Interurban Trail Phase III	3,475	4,552	-	115,000	-
310-000-000-594-76-63-05	Park Projects P1-P9	-	19,729	1,225,000	661,280	1,210,000
310-000-000-597-00-00-01	Oper. Transfer-Out	-	1,038,123	-	-	-
	Total Capital Parks Fund	**554,131**	**1,182,690**	**1,225,000**	**968,000**	**1,210,000**
Capital Roads Fund						
340-000-000-582-20-00-02	Contractor Retainage-Release	47,751	-	-	-	-
340-000-000-591-95-78-02	Principal PWTF Loan Payment	13,187	13,187	13,187	13,187	13,187
340-000-000-592-95-82-01	Interest PWTF Loan Payment	330	297	528	264	462
340-000-000-595-10-41-01	Design Eng.-SR161/Meridian	-	155,980	-	-	-
340-000-000-595-10-63-01	Capital Improvements-Engineering	228,708	92,189	-		
340-000-000-595-20-61-01	ROW Acquisition - Land	1,684	133,448	-	-	-
340-000-000-595-30-63-01	Public Facilities PF1 - PF3	-	-	300,000	190,000	400,000
340-000-000-595-30-63-04	Edgewood Drive Improvements	44,576	-	-	-	-
340-000-000-595-30-64-01	Permit Fees	50	-	-	-	-
340-000-000-595-61-63-01	Construction/Improvements - Sidewalks	14,750	-	-	-	-
340-000-000-595-63-63-01	Improvements-Street Lighting	26,180	3,890	-		-
340-000-000-595-64-63-01	Traffic Control Devices-Other Improvements	102,752	-	-	-	-
340-000-000-595-69-63-01	Pedestrian & Traffic Safety Improvements	210,183	214,919	-		-
340-000-000-595-80-63-01	Transportation T1-T14 Projects	-	1,429	2,880,000	2,101,000	784,000
340-000-000-597-00-00-01	Oper. Trn. Out	-	1,119,600	-	-	-
	Total Capital Roads Fund	**690,150**	**1,734,938**	**3,193,715**	**2,304,451**	**1,197,649**

City of Edgewood

Expenditure Details: All Funds

GL	Description	2022 Actual	2023 Actual	2024 Budget	2024 Est. Actual	2025 Budget
Sewer Utility Fund						
401-000-000-535-10-11-01	Salaries & Wages	-	-	8,402	7,624	10,679
401-000-000-535-10-21-01	Benefits	-	-	2,606	2,577	4,024
401-000-000-535-10-30-99	Allocated Goods & Supplies	-	-	60	60	70
401-000-000-535-10-31-01	Operational Supplies	-	-	-	460	500
401-000-000-535-10-40-99	Allocated Services	-	-	1,570	1,570	3,070
401-000-000-535-10-41-01	Professional Services	18,748	-	-	-	-
401-000-000-535-10-41-51	State Taxes	11,442	6,482	6,500	6,500	6,500
401-000-000-535-10-41-99	IT - Allocation	-	-	920	920	1,580
401-000-000-594-35-61-01	Cap Improvements-Sewer Plan Update	75,908	11,622	-	19,008	-
401-000-000-594-35-63-01	Cap Sewer Design/Construction	-	-	-	5,960	450,000
401-000-000-594-35-63-04	Improvements - Lift Station	5,973	-	25,000	-	50,000
401-000-000-597-00-00-02	Transfer Out - Civic Center Bond	123	123	123	123	123
401-000-000-597-00-00-03	Transfer Out-Sewer Capital 402	-	-	55,000	-	55,000
	Total Sewer Utility Fund	**112,194**	**18,227**	**100,181**	**44,802**	**581,546**
Sewer Capital Fund						
402-000-000-594-35-63-04	Wetland Mitigation - Northwood Elementary (LID No. 1) -SS2	-	-	55,000	-	55,000
	Total Sewer Capital Fund	**-**	**-**	**55,000**	**-**	**55,000**
Surface Water Utility Fund						
410-000-000-531-00-10-99	Allocated Labor	326,859	359,605	-	-	-
410-000-000-531-00-20-99	Allocated Benefits	121,862	127,359	-	-	-
410-000-000-531-00-30-99	Allocated Supplies	15,231	13,560	4,520	4,520	3,570
410-000-000-531-00-40-99	Allocated Services	63,818	84,524	113,640	113,640	162,480
410-000-000-531-38-41-99	IT - Allocation	-	-	66,760	66,760	83,980
410-000-000-531-38-11-01	Salaries & Wages	-	-	404,746	376,332	420,311
410-000-000-531-38-21-01	Benefits	-	-	142,311	125,455	152,707
410-000-000-531-38-31-01	Operational Supplies	6,230	8,796	3,000	2,000	3,000
410-000-000-531-38-31-09	Chemicals	158	-	1,500	-	1,500
410-000-000-531-38-31-53	PPE-Personal Protective Equipment	-	-	1,000	-	1,000
410-000-000-531-38-31-54	Work Clothing/Uniforms	-	-	-		-
410-000-000-531-38-32-01	Fuel	-	-	-	1,000	3,500
410-000-000-531-38-35-05	Equipment - Surface Water	673	-	2,000	-	2,000
410-000-000-531-38-41-01	Professional Service	75,918	60,531	50,000	50,000	60,000
410-000-000-531-38-41-04	Storm Drainage-Ponds Maint	-	39,212	-	-	-
410-000-000-531-38-41-06	Storm Drainage-ROW Veg Maint	80,346	101,396	75,000	110,000	125,000
410-000-000-531-38-41-07	Storm Drainage-Polution Control	5,810	7,065	25,000	25,000	25,000
410-000-000-531-38-41-10	Storm Drainage-Ditch Maint	85,920	137,672	150,000	75,000	150,000
410-000-000-531-38-41-12	Storm Drainage-Drain Maint	42,538	54,339	50,000	50,000	50,000
410-000-000-531-38-41-13	Storm Drainage-Structure Maint	140,595	301,006	150,000	50,000	100,000
410-000-000-531-38-41-20	Storm Drainage-NPDES Permit Fees-Intergov	9,787	10,578	5,000	11,400	12,500
410-000-000-531-38-43-01	Training/Travel Costs	1,522	3,948	1,500	-	1,500
410-000-000-531-38-43-02	Professional Licenses & Certification	-	162	500	-	500
410-000-000-531-38-43-04	Meals Expense	-	176	-	-	200
410-000-000-531-38-45-03	Operating Rentals	-	-	500	-	500
410-000-000-531-38-47-01	Dump Site Fees	-	61	500	-	500
410-000-000-531-38-48-01	Repair & Maintenance Costs	-	-	1,500	500	1,500
410-000-000-531-38-48-04	Equipment Repairs	-	-	500	-	500
410-000-000-531-38-49-01	Memberships	343	324	700	350	500
410-000-000-531-38-49-02	Non NPDES Permit Fees	4,874	4,874	14,500	6,500	6,500
410-000-000-531-38-49-04	Asset management software	-	-	30,000	32,000	1,800
410-000-000-531-38-49-09	Misc. Fees & Charges	1,453	1,173	3,500	-	2,500
410-000-000-531-41-31-02	NPDES EDU Activities	-	4,965	-	-	1,500
410-000-000-591-31-70-01	Lease & SBITA Payments	-	-	-	-	17,840
410-000-000-594-31-63-03	Drainage Improvements	267	306,122	-	-	-
411-000-000-594-31-64-04	Equipment	673	-	115,000	-	-
410-000-000-594-31-64-64	Infrastructure Spot Improvement	17,157	15,113	-	-	-

City of Edgewood

Expenditure Details: All Funds

GL	Description	2022 Actual	2023 Actual	2024 Budget	2024 Est. Actual	2025 Budget
410-000-000-595-30-63-04	Roadway Construction-Edgewood Dr Improvements	22,115	-	-	-	-
410-000-000-597-00-00-01	Trsf Out-Civic Center Bond	-	11,524	12,044	12,044	12,044
410-000-000-597-00-00-02	Transfer Out - Capital	12,044	521	-	-	-
410-000-000-597-00-00-04	Transfer Out-SW Cap 411	-	-	798,000	-	903,000
	Total Surface Water Utility Fund	**1,036,194**	**1,654,605**	**2,223,221**	**1,112,501**	**2,307,432**
Surface Water Capital Fund						
411-000-000-594-31-41-01	SW Plan Update (SW6)	-	-	25,000	-	25,000
411-000-000-594-31-61-01	Top O- Valley Outfall - Replace Failed Pipe (SW16)	-	-	200,000	-	200,000
411-000-000-594-31-63-01	Lake Chalet Pothole Flood Reduction(SW 8)	-	-	450,000	-	400,000
411-000-000-594-31-63-02	City Drainage Infrastructure Program / Spot Improvements (SW1)	-	-	100,000	-	100,000
411-000-000-594-31-63-07	56th St E / Edgewood Dr E Drainage Imp (SW13)	-	-	200,000	-	350,000
	Total Surface Water Capital Fund	**-**	**-**	**975,000**	**-**	**1,075,000**
Equipment Replacement Fund						
501-000-000-594-18-65-02	Security, Communication Upgrades	454	2,243	-	-	-
501-000-000-594-18-65-03	City Equipment	231,879	59,142	-	-	-
501-000-000-594-48-64-03	Vehicles	-	-	150,000	150,000	50,000
	TotalEquipment Replacement Fund	**232,333**	**61,385**	**150,000**	**150,000**	**50,000**
Agency Funds-Transitory						
650-000-000-589-30-00-04	State Bldg Code Fee	2,576	2,174	-	874	-
650-000-000-589-30-00-05	Animal Licenses	1,727	2,556	-	819	-
650-000-000-589-30-00-06	Fire Plan Review	663	-	-	-	-
	Total Agency Funds-Transitory	**4,966**	**4,730**	**-**	**1,693**	**-**
	Grand Total	**17,374,015**	**17,981,218**	**23,785,916**	**18,399,080**	**20,833,283**

City of Edgewood

Allocations - Central Services

	Allocated Amounts	**588,548**	**25,000.00**	**1,138,650.00**
Fund/Dept	**FTE**	**IT Cost**	**Supplies**	**Services**
General Fund - Administrative Services	1.05	23,770.00	1,010.00	45,980.00
General Fund - CD* Building & Permitting	5.15	116,580.00	4,950.00	225,540.00
General Fund - City Admin	0.98	22,180.00	940.00	42,920.00
General Fund - City Clerk	0.50	11,320.00	480.00	21,900.00
General Fund - CD Code Enforcement	1.50	33,950.00	1,440.00	65,690.00
General Fund - Mayor & Council**	2.00	45,270.00	1,920.00	87,590.00
General Fund - Finance	2.19	49,588.00	2,100.00	95,900.00
General Fund - Human Resources	0.85	19,240.00	820.00	37,230.00
General Fund - Parks	1.40	31,690.00	1,350.00	61,310.00
General Fund - CD Planning	3.35	75,830.00	3,220.00	146,710.00
General Fund - Public Works	1.60	36,220.00	1,540.00	70,070.00
Sewer Utility Fund	0.07	1,580.00	70.00	3,070.00
Street Fund	1.65	37,350.00	1,590.00	72,260.00
Surface Water Utility Fund	3.71	83,980.00	3,570.00	162,480.00
	26.00	588,548.00	25,000.00	1,138,650.00
IT-Dept	1.00			
Council (Total 8 minus 2)	6.00			
	7.00			
Total	33.00			

City of Edgewood

Transfer Details: All Funds

GL	Description	2022 Actual	2023 Actual	2024 Budget	2024 Est. Actual	2025 Budget
Transfer In						
001-000-000-397-00-00-01	Opr.Tfr. In - Overhead Cost	-	10,992	-	-	
006-000-000-397-00-00-01	Oper. Transfers - In	76,152	77,072	-	-	-
101-000-000-397-00-00-01	Oper. Trn. -In	-	10,614	-	-	
101-000-000-397-00-00-02	Oper. Trn. - General Fund	450,000	333,049	330,667	156,205	365,000
101-000-000-397-00-00-04	Oper. Trn. - MCR-REET2	770,000	320,000	360,000	348,123	245,000
110-000-000-397-00-00-01	Oper. Transfers - In	-	1,018,123	-	-	-
111-000-000-397-00-00-01	Oper. Trn. In	-	1,047,142	-	-	-
130-000-000-397-00-00-01	Oper. Trn. In	-	72,459	-	-	
201-000-000-397-00-00-07	Oper. Trn. - MCR-REET1	367,518	368,892	370,279	370,279	370,700
201-000-000-397-00-00-03	Transfer In - Sewer	123	123	123	123	123
201-000-000-397-00-00-04	Transfer In - Surface Water	12,044	12,044	12,044	12,044	12,044
310-000-000-397-00-00-07	Oper. Trn. - REET I	-	-	200,000	-	25,000
310-000-000-397-00-00-08	Oper. Trn. - REET II PW Facility	-	-	100,000	-	45,000
310-000-000-397-00-00-02	Oper. Trn. - TIF	-	-	81,000	157,000	220,000
310-000-000-397-00-00-01	Oper. Trn. - General Fund	-	-	25,000	-	-
310-000-000-397-00-00-04	Oper. Trn. - PIF	630,000	110,462	717,000	486,000	807,000
340-000-000-397-00-00-01	Oper. Trn. - General Fund	-	-	160,000	17,000	24,000
340-000-000-397-00-00-08	Oper. Trn. - REET I	-	48,950	60,000	321,000	-
340-000-000-397-00-00-09	Oper. Trn. - TMIF	-	143,845	13,715	13,451	13,649
340-000-000-397-00-00-10	Oper. Trn. - REET II	200,000	-	531,000	64,000	554,000
340-000-000-397-00-00-11	Oper. Trn. - TIF	1,347,960	37,274	229,000	74,000	6,000
402-000-000-397-00-00-01	Oper. Trn. - Sewer	85,000	-	55,000	-	55,000
410-000-000-397-00-00-01	Oper. Trn. - In	-	20,000	-	-	-
411-000-000-397-00-00-10	Op Trsf In-SW	-	-	798,000	-	903,000
501-000-000-397-00-00-01	Oper. Trn. - In	256,000	50,000	150,000	150,000	50,000
	Tranfer IN Total	**4,194,797**	**3,681,040**	**4,192,828**	**2,169,225**	**3,695,516**
Transfer Out						
001-000-000-597-00-00-01	Oper. Tm. - Development Services	76,152	-	-	-	-
001-000-000-597-00-00-03	Oper. Trn.-Equip Rep	256,000	50,000	150,000	150,000	50,000
001-000-000-597-00-00-04	Oper. Trn. - Out	-	77,072	-		-
001-000-000-597-00-00-06	Oper. Trn. - Capital Roads	-	-	160,000	17,000	24,000
001-000-000-597-00-00-09	Oper. Trn. - Street Fund	450,000	320,156	330,667	156,205	365,000
001-000-000-597-00-00-12	Oper. Trn.- Cap. Proj. Parks	-	-	25,000	-	-
006-000-000-597-00-00-01	Transfers-Out	-	34,498	-	-	-
110-000-000-597-00-00-04	Oper. Trn. - Capital Parks	630,000	110,462	717,000	486,000	807,000
111-000-000-597-00-00-01	Oper. Trn. - Capital Parks	-	-	81,000	157,000	220,000
111-000-000-597-00-00-05	Transfer Out - Fund 340	1,347,960	181,119	229,000	74,000	6,000
130-000-000-597-00-00-07	Oper. Trn. - Capital Roads	-	48,950	60,000	321,000	25,000
130-000-000-597-00-00-09	Oper. Trn. - Jovita Loan Payment	-	-	13,715	13,451	13,649
130-000-000-597-00-00-10	Oper Trans - Civic Center Bond	367,518	368,892	370,279	370,279	370,700
130-000-000-597-00-00-11	Oper Trans - GG Facilities	650,000	-	200,000	-	-
132-000-000-597-00-00-03	Oper. Trn. - Street Fund	320,000	320,000	360,000	348,123	245,000
132-000-000-597-00-00-04	Transfer Out - Fund 340 Cap Roads	-	-	531,000	64,000	154,000
132-000-000-597-00-00-05	Trans Out - PW Facility	-	-	100,000	-	400,000
132-000-000-597-00-00-08	Oper. Trns. - Capital Parks	-	-	-	-	45,000
310-000-000-597-00-00-01	Oper. Transfer-Out	-	1,038,123	-	-	-
340-000-000-597-00-00-01	Oper. Trn. Out	-	1,119,600	-	-	-
401-000-000-597-00-00-02	Transfer Out - Civic Center Bond	85,123	123	123	123	123
401-000-000-597-00-00-03	Transfer Out-Sewer Capital 402	-	-	55,000	-	55,000
410-000-000-597-00-00-01	Trsf Out-Civic Center Bond	-	11,524	12,044	12,044	12,044
410-000-000-597-00-00-02	Transfer Out - Capital	12,044	521	-	-	-
410-000-000-597-00-00-04	Transfer Out-SW Cap 411	-	-	798,000	-	903,000
	Tranfer OUT Total	**4,194,797**	**3,681,040**	**4,192,828**	**2,169,225**	**3,695,516**

City of Edgewood 2025 - 2030 Capital Improvement Plan (Amount in thousands)

	CAPITAL EXPENDITURES: Project	2025 Estimate	2026 Estimate	2027 Estimate	2028 Estimate	2029 Estimate	2030 Estimate	Totals
	Surface Water							
SW-1	City Drainage Infrastructure Program / Spot Improvements	100	100	100	100	100	100	**600**
SW-4	Edgewood Pothole Pilot Project Feasibility Assessment	-	-	-	-	-	150	**150**
SW-5	108th Ave E / 36th St E Flooding	-	-	150	500	500	-	**1,150**
SW-6	Surface Water Management Plan Update (Including Stormwater Comprehensive Plan Update)	25	25	25	25	25	25	**150**
SW-7	25th St. E. Drainage Improvements	-	35	200	-	-	-	**235**
SW-8	Lake Chalet Pothole Flood Reduction Project	400	-	-	-	-	-	**400**
SW-12	Flood Reduction Plans for Closed Depression Basins	-	170	170	-	-	-	**340**
SW-13	56th St E / Edgewood Dr E Drainage Improvements	350	600	-	-	-	-	**950**
SW-14	Monta Vista Dr E Drainage Improvements	-	-	-	-	-	100	**100**
SW-16	Top O' Valley Outfall - Replace Failed Pipe	200	-	-	-	-	-	**200**
	Total Surface Water	**1,075**	**930**	**645**	**625**	**625**	**375**	**4,275**
	Transportation							
T-1	Citywide Road Preservation Program (TIP No. 6)	150	150	150	250	250	250	**1,200**
T-2	Citywide Traffic Safety Program (TIP No. 9)	-	-	50	50	50	50	**200**
T-3	Meridian & 12th/13th Intersection Improvements (TIP No. 13)	-	-	500	-	2,150	-	**2,650**
T-6	Transporation Engineering / Plan Support	-	-	50	50	50	50	**200**
T-9	Citywide Pedestrian Mobility and Safety Improvements (TIP No. 8)	30	30	75	75	75	75	**360**
T-10	Meridian Parallel Road Network Constr. - Various Seg's (TIP No. 11)	-	-	-	-	250	2,300	**2,550**
T-11	108th Ave E (north of 32nd St E) - Rebuild Failing Roadway	-	-	-	-	50	200	**250**
T-13	Caldwell & 129th Intersection Regrade	-	-	150	-	-	-	**150**
T-14	48th St E Preservation Project	754	-	-	-	-	-	**754**
	Total Transportation	**934**	**180**	**975**	**425**	**2,875**	**2,925**	**8,314**
	Parks							
P-1	Interurban Trail Phase III Design / Construction (TIP No. 7)	1,100	10,150	11,500	885	-	-	**23,635**
P-2	Miscellaneous Park Improvements	25	25	25	25	25	25	**150**
P-3	Edgewood Multi-Modal Trail Loop (8th, 122nd, 24th)	-	-	160	-	-	-	**160**
P-4	Nelson Farmhouse Remodel Eval.	40	-	-	-	-	-	**40**
P-5	Nelson Nature Park Rehabilitation	45	-	-	-	-	-	**45**
P-6	Land Acquisition	-	-	-	-	30	50	**80**
P-9	Wolf Point Trail	-	-	-	-	-	400	**400**
	Total Parks	**1,210**	**10,175**	**11,685**	**910**	**55**	**475**	**24,510**
	Sanitary Sewer							
SS-1	SR-161 Enchanted Parkway Fish Passages - Franchise Utility Work	450	-	-	-	-	-	**450**
SS-2	Wetland Mitigation - Northwood Elementary (LID No. 1)	55	-	-	-	-	-	**55**
	Total Sanitary Sewer	**505**	**-**	**-**	**-**	**-**	**-**	**505**
	Public Facilities							
PF-2	Civic Center Campus Improvements	-	100	175	TBD	TBD	TBD	**275**
PF-3	Public Works Service Facility	400	-	TBD	-	-	-	**400**
	Total Public Facilities	**400**	**100**	**175**	**-**	**-**	**-**	**675**
	TOTAL CAPITAL EXPENDITURES	**$4,124**	**$11,385**	**$13,480**	**$1,960**	**$3,555**	**$3,775**	**$38,279**

City of Edgewood 2025 - 2030 Capital Improvement Plan (Amount in thousands)

	CAPITAL REVENUE SOURCES: Project	2025 Estimate	2026 Estimate	2027 Estimate	2028 Estimate	2029 Estimate	2030 Estimate	Totals
	Surface Water Utility Fees							
SW-1	City Drainage Infrastructure Program / Spot Improvements	100	100	100	100	100	100	**600**
SW-4	Edgewood Pothole Pilot Project Feasibility Assessment	-	-	-	-	-	150	**150**
SW-5	108th Ave E / 36th St E Flooding	-	-	-	450	500	-	**950**
SW-7	25th St. E. Drainage Improvements	-	35	200	-	-	-	**235**
SW-8	Lake Chalet Pothole Flood Reduction Project	253	-	-	-	-	-	**253**
SW-12	Flood Reduction Plans for Closed Depression Basins	-	170	170	-	-	-	**340**
SW-13	56th St E / Edgewood Dr E Drainage Improvements	350	600	-	-	-	-	**950**
SW-14	Monta Vista Dr E Drainage Improvements	-	-	-	-	-	100	**100**
SW-16	Top O' Valley Outfall - Replace Failed Pipe	200	-	-	-	-	-	**200**
T-11	108th Ave E (north of 32nd St E) - Rebuild Failing Roadway	-	-	-	-	-	75	**75**
	Total Surface Water Utility Fees	**903**	**905**	**470**	**550**	**600**	**425**	**3,853**
	Traffic Impact Fees							
T-3	Meridian & 12th/13th Intersection Improvements (TIP No. 13)	-	-	150	-	1,440	-	**1,590**
T-9	Citywide Pedestrian Mobility and Safety Improvements (TIP No. 8)	6	6	15	15	15	15	**72**
T-10	Meridian Parallel Road Network Constr. - Various Seg's (TIP No. 11)	-	-	-	-	150	1,380	**1,530**
P-1	Interurban Trail Phase III Design / Construction (TIP No. 7)	220	2,030	2,300	177	-	-	**4,727**
P-3	Edgewood Multi-Modal Trail Loop (8th, 122nd, 24th)	-	-	32	-	-	-	**32**
	Total Surface Water Fees	**226**	**2,036**	**2,497**	**192**	**1,605**	**1,395**	**7,951**
	REET (1st 1/4% - Gen. Fund Capital)							
T-3	Meridian & 12th/13th Intersection Improvements (TIP No. 13)	-	-	-	-	210	-	**210**
T-10	Meridian Parallel Road Network Constr. - Various Seg's (TIP No. 11)	-	-	-	-	100	200	**300**
T-11	108th Ave E (north of 32nd St E) - Rebuild Failing Roadway	-	-	-	-	50	50	**100**
P-2	Miscellaneous Park Improvements	25	25	25	25	25	25	**150**
PF-2	Civic Center Campus Improvements	-	100	175	TBD	TBD	TBD	**275**
	Total REET I	**25**	**125**	**200**	**25**	**385**	**275**	**1,035**
	REET (2nd 1/4% - Pub. Works Capital)							
T-1	Citywide Road Preservation Program (TIP No. 6)	150	150	150	250	250	250	**1,200**
T-13	Caldwell & 129th Intersection Regrade	-	-	150	-	-	-	**150**
T-14	48th St E Preservation Project	154	-	-	-	-	-	**154**
P-5	Nelson Nature Park Rehabilitation	45	-	-	-	-	-	**45**
PF-3	Public Works Service Facility	400	-	-	-	-	-	**400**
	Total REET II	**749**	**150**	**300**	**250**	**250**	**250**	**1,949**
	Park Impact Fees							
P-1	Interurban Trail Phase III Design / Construction (TIP No. 7)	767	120	-	-	-	-	**887**
P-3	Edgewood Multi-Modal Trail Loop (8th, 122nd, 24th)	-	-	128	-	-	-	**128**
P-4	Nelson Farmhouse Remodel Eval.	40	-	-	-	-	-	**40**
P-6	Land Acquisition	-	-	-	-	30	50	**80**
P-9	Wolf Point Trail	-	-	-	-	-	400	**400**
	Total Park Impact Fee	**807**	**120**	**128**	**-**	**30**	**450**	**1,535**
	Sewer Fees							
SS-1	SR-161 Enchanted Parkway Fish Passages - Franchise Utility Work	450	-	-	-	-	-	**450**
SS-2	Wetland Mitigation - Northwood Elementary (LID No. 1)	55	-	-	-	-	-	**55**
	Total Sewer Fees	**505**	**-**	**-**	**-**	**-**	**-**	**505**
	General Fund Xfer (Property/Sales/Utility Tax/School Zone Camera Fees)							
T-2	Citywide Traffic Safety Program (TIP No. 9)	-	-	50	50	50	50	**200**
T-6	Transporation Engineering / Plan Support	-	-	50	50	50	50	**200**
T-9	Citywide Pedestrian Mobility and Safety Improvements (TIP No. 8)	24	24	60	60	60	60	**288**
	Total GF Transfers	**24**	**24**	**160**	**160**	**160**	**160**	**688**
	Grants							
SW-5	PCFCZD Opp Fund (Grant)	-	-	150	50	-	-	**200**
SW-6	DOE Capacity Grant	25	25	25	25	25	25	**150**
SW-8	PCFCZD Opp Fund (Grant)	147	-	-	-	-	-	**147**
T-3	Grant Revenue (PSRC/TBD)	-	-	350	-	500	-	**850**
T-10	Grant Revenue (TBD)	-	-	-	-	-	720	**720**
T-11	Grant Revenue (TBD)	-	-	-	-	-	75	**75**
T-14	PSRC Grant Revenue*	600	-	-	-	-	-	**600**
P-1	PSRC / RCO Grant Revenue*	113	8,000	9,200	708	-	-	**18,021**
	Total Grant Revenue	**885**	**8,025**	**9,725**	**783**	**525**	**820**	**20,763**
	TOTAL REVENUE	**$ 4,124**	**$ 11,385**	**$ 13,480**	**$ 1,960**	**$ 3,555**	**$ 3,775**	**$ 38,279**

*Grant funds received from WSDOT

City of Edgewood

General Fund: Balance History

	2016	2017	2018	2019	2020	2021	2022	2023	2024E*	2025B**
Beg Fund Balance	2,800,470	2,482,430	3,774,429	4,891,835	4,974,806	4,935,980	6,818,971	7,530,614	6,052,574	4,811,084
Revenue	4,398,386	5,595,276	6,157,155	7,026,928	7,783,097	10,505,528	9,867,582	8,435,788	8,762,942	8,881,493
Expenditures - Operating	4,695,262	4,293,857	4,784,548	6,873,870	7,504,322	8,529,054	8,407,768	9,459,046	9,589,102	9,618,591
Expenditures - Capital	21,164	9,421	255,201	70,087	317,601	93,483	748,040	454,784	415,330	550,500
Ending Fund Balance	2,482,430	3,774,428	4,891,835	4,974,806	4,935,980	6,818,971	7,530,614	6,052,574	4,811,084	3,523,486
End. Balance % of Oper. Exp.	53%	88%	102%	72%	66%	80%	90%	64%	50%	37%

*Estimated **Budget

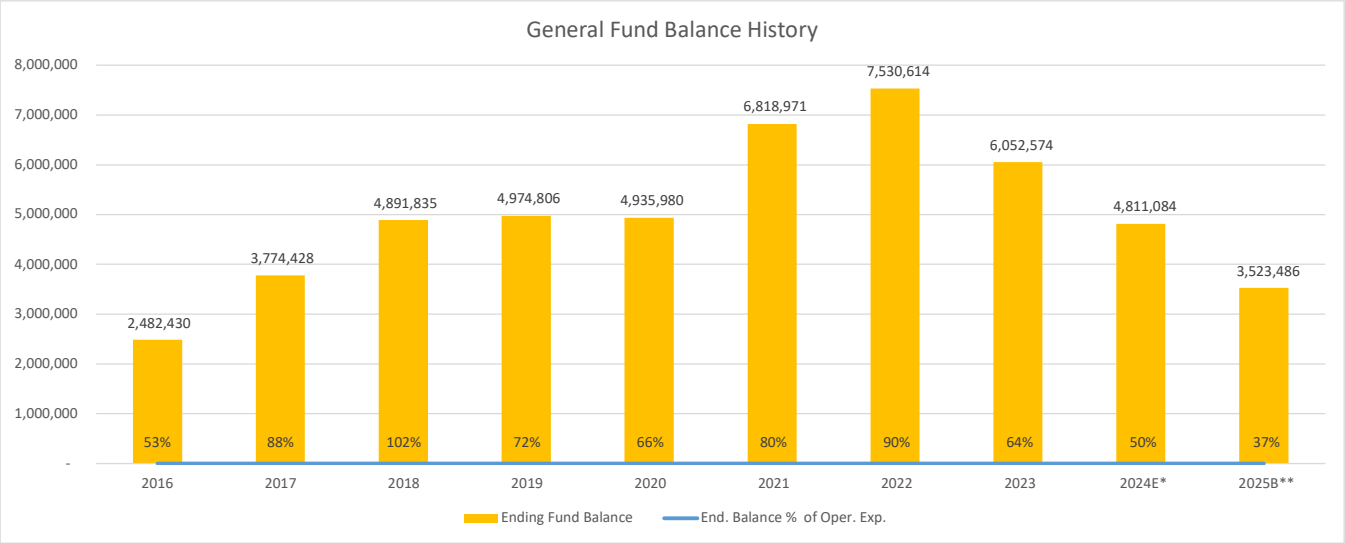

School Zone Camera - Revenue & Uses

Revenue	2019	2020	2021	2022	2023	2024E*	2025B**
School Zone Camera - Revenue	80,411	395,039	879,861	501,843	536,866	535,000	410,000
Camera Contract - Expenditures	(44,282)	(118,056)	(312,717)	(384,750)	(399,000)	(399,000)	(410,000)
Net Revenue	36,129	276,983	567,144	117,093	137,866	136,000	-
Uses							
Citywide Traffic Safety Program (TIP No. 9)T-8	-	-	-	-	-	10,000	24,000
Citywide Pedestrian Mobility and Safety Improvements (TIP No. 8)T-9	-	-	-	-	-	5,000	-
Public Safety - Pierce County Police Contract	-	36,129	276,983	567,144	117,093	122,866	112,000
	-	36,129	276,983	567,144	117,093	137,866	136,000
						**Estimated*	***Budget*

City of Edgewood Debt as of 12/31/2024

Type	Description	Year Issued	Maturity	Total Debt	Interest Rate	Current balance
General Obligation	2007 City Hall GO Bond (1)	2007	2026	$ 5,565,000	2.21%	$ 740,898
General Obligation	PWTF Loan-Jovita Alignment	2011	2031	$ 500,000	0.25%	$ 92,308
Revenue Obligation	PWTF Loan-Sewer Design	2009	2028	$ 1,000,000	0.50%	$ 117,647
Assessment	2014 LID No. 1 Sewer Bond	2014	2033	$ 6,784,809	1.76%	$ 4,843,843
					Total Debt	**$ 5,794,697**

Payment Schedule	Year	2007 City Hall GO Bond (1)	PWTF Loan-Jovita Alignment	PWTF Loan-Sewer Design	2014 LID No. 1 Sewer Bond	Total Debt
	2025	366,493	13,187	29,412	501,416	910,508
	2026	374,405	13,187	29,412	510,241	927,245
	2027	-	13,187	29,412	519,222	561,820
	2028	-	13,187	29,412	528,360	570,959
	2029	-	13,187	-	537,659	550,846
	2030	-	13,187	-	547,122	560,309
	2031	-	13,187	-	556,751	569,938
	2032	-		-	566,550	566,550
	2033	-	-	-	576,521	576,521
		740,898	**92,308**	**117,647**	**4,843,843**	**5,794,697**

City of Edgewood

Property Tax History

Levy History									
Valuation Year	**2016**	**2017**	**2018**	**2019**	**2020**	**2021**	**2022**	**2023**	**2024P***
Tax Year	2017	2018	2019	2020	2021	2022	2023	2024	2025
Total Taxable Assessed Value	1,310,781,805	1,556,466,106	1,808,330,870	1,997,528,056	2,280,297,881	2,734,641,110	3,250,275,786	3,323,844,293	**3,539,639,625**
New Construction & Improvement Value	38,626,213	77,812,933	78,976,256	59,734,823	124,643,487	127,970,000	100,100,600	79,150,000	41,541,623
Increase in State Assessed value ($24,270,658)	-	-	-	-	-	-	-	-	-
Last Year's certified levy amount	1,508,786	1,575,139	1,689,243	1,792,140	1,869,421	1,998,028	2,130,271	2,232,516	2,309,292
Limit Factor per *RCW 84.55.005*	1.01	1.01	1.01	1.01	1.01	1.01	1.01	1.01	1.01
Highest Regular Tax Levy since 1985	1,523,888	1,590,952	1,706,193	1,810,122	1,888,195	2,018,081	2,151,603	2,254,926	2,332,385
New Const.	51,251	93,116	85,710	59,299	109,228	112,190	78,199	54,366	28,897
State	-	5,175	237	-	605	-	2,714	-	-
New Levy	1,575,139	1,689,243	1,792,140	1,869,421	1,998,028	2,130,271	2,232,516	2,309,292	2,361,282
Refunds	2,584	1,063	4,832	1,569	2,372	1,348	2,565	2,830	1,781
Total Allowable levy as controlled by the Levy Limit	**1,577,723**	**1,690,306**	**1,796,972**	**1,870,990**	**2,000,400**	**2,131,619**	**2,235,081**	**2,312,122**	**2,363,064**
Levy Rate	1.327213	1.085990	0.993719	0.936653	0.877254	0.779488	0.684842	0.694765	0.667097
Levy Increase	$15,102	$15,813	$16,950	$17,982	$18,774	$20,053	$21,332	$22,410	$23,093
Percent Increase	1.00%	1.0%	1.0%	1.0%	1.0%	1.0%	1.0%	1.0%	1.0%
Increase/per 1000	-	0.0121	0.0109	0.0099	0.0094	0.0088	0.0078	0.0069	0.0069
Increase per Household ($640,000 Value)	-	-	-	-	-	-	-	-	$4.45

**Preliminary*

Levy Distribution								
Local School (Fife SD)	36.93%	33.43%	36.64%	38.94%	40.54%	40.97%	41.83%	37.17%
State of Washington	17.43%	23.76%	21.35%	23.08%	22.85%	23.04%	22.47%	23.59%
Fire	15.91%	16.35%	16.83%	15.42%	14.98%	14.47%	14.59%	16.69%
County Tax	10.80%	9.73%	8.85%	7.74%	7.41%	7.33%	7.10%	7.58%
City	**10.15%**	**8.91%**	**8.11%**	**7.18%**	**6.84%**	**6.75%**	**6.71%**	**7.15%**
Library	3.94%	3.51%	4.08%	3.61%	3.40%	3.39%	3.21%	3.46%
Transit	2.11%	1.86%	1.69%	1.53%	1.54%	1.58%	1.56%	1.68%
Port	1.55%	1.50%	1.50%	1.41%	1.35%	1.34%	1.26%	1.39%
Flood	0.78%	0.62%	0.62%	0.78%	0.78%	0.87%	0.97%	1.01%
Conservation Futures	0.40%	0.33%	0.33%	0.31%	0.31%	0.26%	0.29%	0.28%

EXHIBIT "A"

ORDINANCE 24-XXXX 2025 APPROPRIATED BUDGET

CITY OF EDGEWOOD

2025 SALARY RANGE & STEP SCHEDULE

Range	Job Title	Monthly Wage Range						
		Step 1	Step 2	Step 3	Step 4	Step 5	Step 6	Step 7
FT-25-01	Permit Tech	$5,647	$5,822	$6,002	$6,187	$6,379	$6,576	$6,779
FT-25-01	Maintenance Worker I	$5,647	$5,822	$6,002	$6,187	$6,379	$6,576	$6,779
FT-25-02	Accounting/Administrative Tech	$6,081	$6,269	$6,463	$6,663	$6,869	$7,082	$7,301
FT-25-02	Maintenance Worker II	$6,081	$6,269	$6,463	$6,663	$6,869	$7,082	$7,301
FT-25-03	Permit Coordinator	$6,393	$6,591	$6,795	$7,005	$7,221	$7,445	$7,675
FT-25-03	Planning Technician	$6,393	$6,591	$6,795	$7,005	$7,221	$7,445	$7,675
FT-25-03	ROW Inspector	$6,393	$6,591	$6,795	$7,005	$7,221	$7,445	$7,675
FT-25-03	Parks Maintenance Lead	$6,393	$6,591	$6,795	$7,005	$7,221	$7,445	$7,675
FT-25-04	Field Supervisor	$7,173	$7,395	$7,624	$7,860	$8,103	$8,353	$8,612
FT-25-04	Engineering Tech	$7,173	$7,395	$7,624	$7,860	$8,103	$8,353	$8,612
FT-25-04	Associate Planner	$7,173	$7,395	$7,624	$7,860	$8,103	$8,353	$8,612
FT-25-04	Code Compliance Specialist	$7,173	$7,395	$7,624	$7,860	$8,103	$8,353	$8,612
FT-25-05	Deputy City Clerk /Communications	$8,044	$8,292	$8,549	$8,813	$9,086	$9,367	$9,657
FT-25-05	Development Review Coordinator	$8,044	$8,292	$8,549	$8,813	$9,086	$9,367	$9,657
FT-25-05	Combination Inspector	$8,044	$8,292	$8,549	$8,813	$9,086	$9,367	$9,657
FT-25-06	NPDES/Surface Water Program Manager	$8,141	$8,393	$8,652	$8,920	$9,196	$9,480	$9,773
FT-25-07	Code Compliance Manager	$8,205	$8,459	$8,720	$8,990	$9,268	$9,555	$9,850
FT-25-07	Accounting Manager	$8,205	$8,459	$8,720	$8,990	$9,268	$9,555	$9,850
FT-25-07	Office Manager	$8,205	$8,459	$8,720	$8,990	$9,268	$9,555	$9,850
FT-25-07	InformationTechnology Manager	$8,205	$8,459	$8,720	$8,990	$9,268	$9,555	$9,850
FT-25-07	Combination Inspector/Plans Examiner	$8,205	$8,459	$8,720	$8,990	$9,268	$9,555	$9,850
FT-25-08	Associate Engineer	$8,709	$8,978	$9,256	$9,542	$9,837	$10,141	$10,455
FT-25-08	Senior Planner	$8,709	$8,978	$9,256	$9,542	$9,837	$10,141	$10,455
FT-25-09	Principal Planner	$8,970	$9,247	$9,533	$9,828	$10,132	$10,445	$10,768
FT-25-10	Building/Fire Code Official	$9,354	$9,643	$9,941	$10,249	$10,566	$10,893	$11,229
FT-25-10	Planning Manager	$9,354	$9,643	$9,941	$10,249	$10,566	$10,893	$11,229
FT-25-11	Senior Engineer	$9,838	$10,143	$10,456	$10,780	$11,113	$11,457	$11,811
FT-25-11	Public Works Superintendent	$9,838	$10,143	$10,456	$10,780	$11,113	$11,457	$11,811
FT-25-12	Chief Building/Fire Official	$10,576	$10,903	$11,240	$11,588	$11,947	$12,316	$12,697
FT-25-12	City Engineer	$10,576	$10,903	$11,240	$11,588	$11,947	$12,316	$12,697
FT-25-13	Information Technology Director	$11,665	$12,025	$12,397	$12,781	$13,176	$13,583	$14,003
FT-25-13	City Clerk/ HR Director	$11,665	$12,025	$12,397	$12,781	$13,176	$13,583	$14,003
FT-25-13	Public Works Director	$11,665	$12,025	$12,397	$12,781	$13,176	$13,583	$14,003
FT-25-13	Community Development Director	$11,665	$12,025	$12,397	$12,781	$13,176	$13,583	$14,003
FT-25-13	Finance Director	$11,665	$12,025	$12,397	$12,781	$13,176	$13,583	$14,003
FT-25-14	City Attorney	$12,701	$13,093	$13,498	$13,916	$14,346	$14,790	$15,247
FT-25-14	Assistant City Administrator	$12,701	$13,093	$13,498	$13,916	$14,346	$14,790	$15,247
FT-25-15	City Administrator	$13,513	$13,931	$14,362	$14,806	$15,264	$15,736	$16,223

All Steps are 3% lower than the higher step. All Comparables are at step 7 (AWC averages are top step).
All Hourly Compensation Rates are based upon the Monthly Rate Divided by 173.33 Hours.

2025 List of Budgeted Positions and Salaries

Position	Salary	Benefits	Total Salary and Benefits
Accounting Manager	118,202	56,716	174,917
Accounting/Administrative Tech	78,760	32,816	111,576
Assistant City Administrator	174,817	43,794	218,611
Associate Planner	92,901	29,055	121,957
Associate Planner*	-	-	-
Chief Building/Fire Official	152,363	64,249	216,611
City Clerk/HR Director	142,139	56,397	198,535
City Engineer*	-	-	-
Code Compliance Specialist	95,774	30,957	126,731
Combination Inspector	110,716	45,700	156,416
Combination Inspector/Plans Examiner	118,202	47,056	165,258
Combination Inspector/Plans Examiner*	-	-	-
Combination Inspector/Plans Examiner*	-	-	-
Community Development Director	168,042	54,643	222,685
Council (7 Members)	71,400	2,485	73,885
Deputy City Clerk /Communications*	-	-	-
Development Review Coordinator	115,878	56,296	172,175
Finance Director	160,555	35,161	195,716
Information Technology Director	168,042	65,687	233,729
Maintenance Worker II	78,760	50,994	129,753
Maintenance Worker II	74,105	18,644	92,749
Maintenance Worker II	81,195	28,333	109,528
Maintenance Worker II	87,610	41,549	129,159
Mayor	100,800	42,592	143,392
NPDES/Surface Water Program Manager	117,280	26,399	143,679
Office Manager	118,202	45,672	163,873
Permit Tech	73,136	25,496	98,632
Planning Manager	121,141	57,247	178,387
Public Works Director	155,739	58,845	214,584
Public Works Superintendent	135,419	44,395	179,813
Senior Engineer	131,356	60,457	191,813
Senior Planner	123,575	34,574	158,149
Salary and Benefits Total	**$3,166,106**	**$1,156,208**	**$4,322,314**

* Vacant Positions

City of Edgewood
Leave and Other Provisions

Vacation Accrual	
Years of Employment	Vacation Hours Earned
0-4 years	8 hours/month (12 days/year)
4-9 years	10 hours/month (15 days/year)
9-14 years	12 hours/month (18 days/year)
14-19 years	14 hours/month (21 days/year)
19+ years	15.3 hours/month (23 days/year)
Maximum Vacation Accrual	240 Hours
Holidays	11
Floating Holidays	1
Sick Leave Accrual Rate	8 hours/month
Maximum Sick Accrual	Unlimited
Sick Leave Pay out	No
Family and Medical Leave	Unpaid by the City; paid and administered by Washington State Employment Security Dept.
Bereavement leave	3 days
Jury Duty Leave	2 weeks paid

CITY OF EDGEWOOD
REGULAR COUNCIL MEETING AGENDA SUMMARY

Tuesday, November 12, 2024 – 7:00 PM ♦ City Hall – 2224 104th Avenue East ♦ Edgewood, WA

1 CALL TO ORDER

Mayor Olson called the meeting to order at 7:00pm and led the attendees in the Pledge of Allegiance. **Present:** Mayor Olson, Deputy Mayor Tomyn (via Zoom), Councilmember Pazaruski, Councilmember Ramirez, Councilmember Keith (joined after roll at 7:05pm via Zoom), Councilmember West, Councilmember Southard **Excused:** Councilmember Buckley **Staff Present**: Assistant City Administrator Rachel Pitzel, City Clerk/HR Director Jill Schwerzler-Herrera, Community Development Director Jeremy Metzler, Public Works Director Chuck Hendricksen, Finance Director Hardeep Goraya, IT Director Matthew Ray, City Attorney Maili Barber

2 PUBLIC HEARING

A. **AB24-045** - Preliminary 2025 Budget

Mayor Olson opened the Public Hearing at 7:02pm, and Finance Director Hardeep Goraya spoke about the 2025 budget calendar and timeline. There were no public comments and Mayor Olson closed the meeting at 7:15pm.

3 AUDIENCE COMMENT

Emails for public comment were received from Karen Baldridge, Maryann Futrell, and Robert Matney.

4 MAYOR'S REPORT

Mayor Olson gave his report.

5 CONSENT AGENDA:

A. Regular City Council Meeting Minutes of October 29, 2024

B. Review of Boards/Commission Meeting Minutes

C. **AB24-046** - a motion approving November 2024 Budgeted Expenditures as follows: AWC Employee Benefit Trust; Deferred Compensation Program; Payroll Direct Deposit; Department of Retirement Systems; and IRS 941 in the amount of $189,260.24 and Vendor Check Numbers 26289 through 26309, with EFT and Direct Pay Payments in the amount of $1,640,957.10. Total distributions submitted for review and authorization in the amount of $1,830,217.34.

Motion: As read **Action:** Approved **Moved by:** Councilmember West **Seconded by**: Councilmember Southard **Motion Passed 6-0**

6 COUNCIL BUSINESS

A. **AB24-0746** - Resolution 24-0746 WWRP Advocacy

Motion: As read **Action:** Approved **Moved by:** Councilmember Pazaruski **Seconded by**: Councilmember West **Motion Passed 6-0**

B. **AB24-0667** - Ordinance 24-0667 Establishing a new Chapter of the Edgewood Municipal Code Chapter 12.22 Naming of Streets, Public Facilities, and Public Parks

Motion: As read **Action:** Approved **Moved by:** Councilmember Ramirez **Seconded by**: Councilmember Southard **Motion Passed 6-0**

7 COUNCIL COMMENTS

Councilmembers Ramirez, and West spoke.

8 ADJOURN

Mayor Olson adjourned the meeting at 7:28pm.

Dave Olson	Jill Schwerzler-Herrera
Mayor	City Clerk/HR Director

CITY OF EDGEWOOD
STUDY SESSION MEETING AGENDA SUMMARY

Tuesday, November 19, 2024 – 7:00 PM ♦ City Hall – 2224 104th Avenue East ♦ Edgewood, WA

1 CALL TO ORDER

Mayor Olson called the meeting to order at 7:00pm and led the attendees in the Pledge of Allegiance.
Present: Mayor Olson, Deputy Mayor Tomyn (logged on after roll at 7:17pm via Zoom), Councilmember Pazaruski (via Zoom), Councilmember Ramirez, Councilmember West, Councilmember Buckley, Councilmember Southard **Absent:** Councilmember Keith **Staff Present**: Assistant City Administrator Rachel Pitzel, City Clerk/HR Director Jill Schwerzler-Herrera, Community Development Director Jeremy Metzler, IT Director Matthew Ray, Finance Director Hardeep Goraya, Public Works Director Chuck Hendricksen, Police Chief Jason Youngman

2 INTERVIEW

A. Economic Development Advisory Board Applicant

Michael Stacey shared a little about himself and answered the Council's questions.

3 COUNCIL BUSINESS

A. Equity, Diversity, and Inclusion Council Sub-Committee Update

The Sub-Committee shared that their joint meeting for November needed to be rescheduled for December, so there was no update.

B. Property Tax Levies

Finance Director Goraya reviewed the budget appropriation with the Council in preparation for the following week's public hearing.

C. Annual Traffic Impact Fee (TIF) Update, pursuant to EMC 4.30.130(B)(2)

Public Works Director Hendricksen brought this item forward, noting the staff's recommendation to stop the increase by resolution and freeze the per trip rate at it's current rate of $11,944.00.

D. General Sewer Plan Update

Community Development Director Metzler provided an update to the Council on this agenda item, noting it is currently scheduled for their consideration alongside the Comprehensive Plan Update at the December 10, 2024, regular meeting.

E. Surface Water Utility Rates

Public Works Director Hendricksen brought this item back to seek the Council's guidance on how to proceed.

F. Economic Development Advisory Board (EDAB) Updates

At the Council's request, Community Development Director Metzler gave a brief overview of what the Economic Development Advisory Board had been recently discussing at their meetings.

4 OTHER COUNCIL ITEMS

Mayor Olson, Deputy Mayor Tomyn, Councilmembers Ramirez, Buckley, Pazaruski, and West spoke.

5 ADJOURN

Mayor Olson adjourned the meeting at 8:05pm.

Dave Olson
Mayor

Jill Schwerzler-Herrera
City Clerk/HR Director

CITY OF EDGEWOOD
ECONOMIC DEVELOPMENT ADVISORY BOARD (EDAB)
MEETING AGENDA SUMMARY
Monday, October 7, 2024 – 6:00 PM ♦ City Hall – 2224 104th Avenue East ♦ Edgewood, WA

1 CALL TO ORDER

Chair Wiesenfeld called the meeting to order at 6:15pm.
Present: Andrew Wiesenfeld, Michael Pearce, Steven Weiss, Kelsey Morgan **Excused:** Amanda Weidman **Absent:** Shawn Olesen **Staff Members Present:** Senior Planner Dorner, Planning Manager Josh Kubitza, Community Development Director Metzler

2 CONSENT AGENDA:

A. Current Meeting Agenda

B. Economic Development Advisory Board Special Meeting Minutes of August 26, 2024
Motion: As Read **Action:** Approve, **Moved by:** Commissioner Pierce **Seconded by:** Commissioner Weiss **Motion Passed** 4-0

3 CITIZEN COMMENT PERIOD:

There were no citizen comments.

4 ITEMS OF BUSINESS

A. Action Item – Comp Plan EconDev Element Recommendation to Planning Commission
Motion: As Read **Action:** Approve, **Moved by:** Commissioner Weiss **Seconded by:** Commissioner Pierce **Motion Passed** 4-0

B. Presentation – Sales Tax Revenue Breakdown
Board members reviewed the data and discussed how it might inform future recommendations for policy regarding business development and sales taxes.

C. 2025 Work Plan Discussion and Development
Board members reviewed and discussed the prioritization to prepare for the February joint meeting.

D. Future Meeting Schedule
A discussion ensued regarding limited staff resources and statutory deadlines that require immediate focus. As such, staff recommends that the EDAB consider a reduced meeting frequency through early 2025.

5 STAFF UPDATES/BOARD MEMBER COMMENTS

Community Development Director Metzler introduced Planning Manager Josh Kubitza, and Senior Planner Dorner discussed upcoming events. Kelsey Morgan, and Chair Weisenfeld, spoke.

6 ADJOURN

Chair Wiesenfeld adjourned the meeting at 7:35pm.

CITY OF EDGEWOOD
PLANNING COMMISSION MEETING AGENDA SUMMARY
Monday, October 14, 2024 – 6:00 PM ♦ City Hall – 2224 104th Avenue East ♦ Edgewood, WA

1 CALL TO ORDER

a. Pledge of Allegiance and Roll Call

Vice Chair Guillory called the meeting to order at 6pm and led attendees in the Pledge of Allegiance. **Present**: Carly Guillory (Via Zoom), JoAnn Overfield (Via Zoom), Tom Greene, Sarah Wagner, Jan Furey, Leyla Church, Carly Lenoir **Staff Present:** Senior Planner Dorner, Community Development Director Metzler, Planning Manager Kubitza

2 CONSENT AGENDA:

a. Agenda Approval or Modifications

b. Review Planning Commission meeting minutes from September 9, 2024

Motion: As Read **Action**: Approve, **Moved by**: Chair Overfield **Seconded by**: Commissioner Wagner **Motion Passed 7-0**

3 CITIZEN COMMENT PERIOD

Deputy Mayor Rosanne Tomyn spoke.

4 PUBLIC HEARINGS

a. General Sewer Plan (GSP) Update

Vice Chair Guillory opened the Public Hearing and Community Development Director Metzler gave a brief overview of the hearing topic. There were no public comments, and Vice Chair Guillory closed the Public Hearing.

5 ACTION ITEMS

a. Naming Ordinance and Policy

Motion: As Read **Action**: Approve, **Moved by**: Chair Overfield **Seconded by**: Commissioner Furey **Motion Passed 7-0**

6 DISCUSSION ITEMS

a. General Sewer Plan (GSP) Update

Community Development Director Metzler briefed the Commissioners on this agenda item noting their formal recommendation to the Council is tentatively scheduled for the November 6, 2024 Regular Council Meeting.

b. Comprehensive Plan Update – Capital Facilities & Utilities Element

Commissioners reviewed the update and were invited to provide feedback on the materials for incorporation and consideration as staff continue to draft revisions to the Comprehensive Plan.

c. Comprehensive Plan Update – Complete Draft Review

Commissioners were invited to provide feedback on the provided materials for staff consideration in preparation for the October 23, 2024, open house.

d. SB 5290 – Review Process Code Updates

Staff asked that the Commissioners review the proposed redlines to the DRAFT EMC's in order to provide input on which RCW 36.70B.160(1) should be further reviewed by the staff.

e. Animals / Livestock
Commissioners were asked to review the proposed amendments and provide staff with their feedback, noting the proposed amendments would be issued for public comment through SEPA subject to any proposed changes by the Planning Commission.

7 STAFF COMMENTS

Planning Manager Kubitza spoke briefly.

8 COMMISSIONER UPDATES

Vice Chair Guillory spoke.

9 ADJOURN

Chair Guillory adjourned the meeting at 8:55pm.

PARKS AND RECREATION ADVISORY BOARD MEETING SUMMARY

Wednesday, October 9, 2024 – 6pm ♦ City Hall – 2224 104th Avenue East ♦

1. **Call to Order**

2. **Roll Call**
   Present: Brian Levenhagen, Elizabeth Kerlin, Matthew Torrey, Amity Highley, Carrie Alger, Anne Percival **Absent:** Shawn Olesen
   City Staff: NPDES/Surface Water Program Coordinator Joe Blaine, IT Director Matthew Ray

3. **Officer Elections**
   Motion: Nominating Brian Levenhagen for the position of Chair
   Moved by: Anne Percival **Seconded by:** Amity Highley **Motion Passed 6-0**
   Motion: Nominating Anne Percival for the position of Vice Chair
   Moved by: Matthew Torrey **Seconded by:** Elizabeth Kerlin **Motion Passed 6-0**

4. **Presentation –** Brian with Pierce Conservation District (PCD) presented to the board members giving details as to what the PCD does and how citizens can get involved.

5. **Audience Comments**
   Councilmember Jeff Southard spoke.

6. **Discussion Items**
   - Interurban Trail Phase III (Jovita Canyon) Status Update
     Staff is waiting on WASHDOT to complete the contract to continue the design.

   - Comprehensive Plan Update – PROST Element
     The Planning Department is currently working to ensure the PROST Elements are included in the Comprehensive Update.

   - Park Bench Dedication update
     Joe Blaine gave a brief updating pertaining irrigation, and the planting and protection of trees.

   - Future Agendas List / 2024 Work Plan
     Board Members reviewed the FAL and discussed priorities.

7. **Staff Updates/Board Member Comments**
   Carrie Alger spoke.
8. **Adjourn –** Chair Levenhagen adjourned the meeting at 6:36pm.

City Of Edgewood
Council Agenda Summary Sheet

Subject: **AB24-049-** a motion approving November 2024 Budgeted Expenditures as follows: Deferred Compensation Program; Payroll Direct Deposit; Department of Retirement Systems; and IRS 941; in the amount of $146,212.92 and Vendor Check Numbers 26310 through 26315, with EFT and Direct Pay Payments in the amount of $374,503.22. Total distributions submitted for review and authorization in the amount of $520,716.14.	**Agenda Item #: 5.D** **For Agenda of: 11/26/2024** **Prepared by: Stephanie Goff, Vicki Lundgren**

Attachments (list):
1. 112624 Voucher Directory
2. 112624 Claims Register

Approval of Materials:		**Expenditure Required:** $520,716.14
Stephanie Goff, Vicki Lundgren		
Rachel Pitzel, Assistant City Administrator	11/21/2024	**Amount Budgeted:** $520,716.14
Dave Olson	11/21/2024	**Timeline:**

Summary Statement:
AB24-030 approving November 2024 Budgeted Expenditures as follows: Deferred Compensation Program; Payroll Direct Deposit; Department of Retirement Systems; and IRS 941; in the amount of $146,212.92 and Vendor Check Numbers 26310 through 26315, with EFT and Direct Pay Payments in the amount of $374,503.22. Total distributions submitted for review and authorization in the amount of $520,716.14.

Item History:

Recommended Action:

Fiscal Note/Consideration:

Voucher Directory

Fiscal: : 2024 - November
Council Date: : 2024 - November - 2nd Council Meeting

Vendor	Number	Reference	Account Number	Description	Amount
AHBL					
	Direct Pay Payment 11/21/2024 11:28:51 AM - 1		**2024 - November - 2nd Council Meeting**		
		148884			
			October-On-Call Consultant Services		
			001-058-000-558-60-41-03	Professional Services-Non-reimbursable	$225.00
			On-Call Consultant Services		
		Total 148884			**$225.00**
		148885			
			Octboer-Edgewood Prologis EIS		
			001-058-000-558-60-41-01	Professional Services-Reimbursable	$6,131.25
			Edgewood Prologis EIS		
		Total 148885			**$6,131.25**
	Total Direct Pay Payment 11/21/2024 11:28:51 AM - 1				**$6,356.25**
Total AHBL					**$6,356.25**
American Shredding					
	EFT Payment 11/21/2024 11:28:13 AM - 1		**2024 - November - 2nd Council Meeting**		
		15596111224			
			Nov-Dec Svcs		
			001-018-000-518-30-41-01	Professional Services	$67.50
			Bi Monthly Shredding		
		Total 15596111224			**$67.50**
	Total EFT Payment 11/21/2024 11:28:13 AM - 1				**$67.50**
Total American Shredding					**$67.50**
City of Sumner					
	26310		**2024 - November - 2nd Council Meeting**		
		1212			
			November 2024 Metro Animal Svcs		
			001-019-000-554-30-41-01	Animal Control Services	$7,134.75
			Animal Control Svs. for November		
		Total 1212			**$7,134.75**
	Total 26310				**$7,134.75**
Total City of Sumner					**$7,134.75**

Vendor	Number	Reference	Account Number	Description	Amount
Comcast Business					
	EFT Payment 11/21/2024 11:28:13 AM - 2		**2024 - November - 2nd Council Meeting**		
		223352113			
			11/15-12/14/24 Svcs		
			001-018-000-518-85-42-01	Cell Phones/Internet/Telecommunications	$786.10
			City Hall Internet		
		Total 223352113			**$786.10**
	Total EFT Payment 11/21/2024 11:28:13 AM - 2				**$786.10**
Total Comcast Business					**$786.10**
Jennings Equipment, Inc.					
	Direct Pay Payment 11/21/2024 11:28:51 AM - 2		**2024 - November - 2nd Council Meeting**		
		58428P			
			November Purchases		
			001-022-000-548-30-35-01	Small Tools/Minor Equipment	$937.71
			Chainsaw & Spare Chains		
		Total 58428P			**$937.71**
	Total Direct Pay Payment 11/21/2024 11:28:51 AM - 2				**$937.71**
Total Jennings Equipment, Inc.					**$937.71**
KPG Psomas, Inc.					
	26311		**2024 - November - 2nd Council Meeting**		
		214887			
			Oct Svcs-Interurban Trail Phase III		
			310-000-000-594-76-63-05	Improvements - Cap Park Projects	$13,773.01
			Interurban Trail Phase III		
		Total 214887			**$13,773.01**
	Total 26311				**$13,773.01**
Total KPG Psomas, Inc.					**$13,773.01**
Lakehaven Water & Sewer District					
	EFT Payment 11/21/2024 11:28:13 AM - 3		**2024 - November - 2nd Council Meeting**		
		3575901 9/3-11/1/24			
			9/3-11/1/24 Svcs 22 114th Ave E		
			001-018-000-518-30-47-04	Sewer Charges	$32.30
			22 114th Ave E		
		Total 3575901 9/3-11/1/24			**$32.30**
	Total EFT Payment 11/21/2024 11:28:13 AM - 3				**$32.30**
Total Lakehaven Water & Sewer District					**$32.30**

Vendor	Number	Reference	Account Number	Description	Amount
McKinstry Co, LLC					
	Direct Pay Payment 11/21/2024 11:28:51 AM - 3		**2024 - November - 2nd Council Meeting**		
		10267077			
			November Svcs WO#9950584		
			001-018-000-518-30-48-03	Maintenance/Repairs - Buildings	$2,429.52
			2024 5 Year Testing		
		Total 10267077			**$2,429.52**
	Total Direct Pay Payment 11/21/2024 11:28:51 AM - 3				**$2,429.52**
Total McKinstry Co, LLC					**$2,429.52**
Menke Jackson Beyer, LLP					
	26312		**2024 - November - 2nd Council Meeting**		
		103124-MJBLLP			
			October Services		
			001-018-000-515-41-41-01	Legal Services-External	$1,001.90
			Edgewood-re Suelo Marina, LLC		
		Total 103124-MJBLLP			**$1,001.90**
	Total 26312				**$1,001.90**
Total Menke Jackson Beyer, LLP					**$1,001.90**
Mt. View-Edgewood Water Co.					
	EFT Payment 11/21/2024 11:28:13 AM - 4		**2024 - November - 2nd Council Meeting**		
		3401-100385 9/9-11/8/24			
			9/9-11/8/24 10301 36th St E		
			001-018-000-518-30-47-02	Water	$232.52
			Edgewood Community Park		
		Total 3401-100385 9/9-11/8/24			**$232.52**
		3401-2746 9/9-11/8/24			
			9/9-11/8/24 2224 104th Ave E		
			001-018-000-518-30-47-02	Water	$306.54
			City Hall		
		Total 3401-2746 9/9-11/8/24			**$306.54**
		3401-2823 9/9-11/8/24			
			9/9-11/8/24 10311 22nd St E		
			001-018-000-518-30-47-02	Water	$53.73
			PW Garage		
		Total 3401-2823 9/9-11/8/24			**$53.73**
		3401-2961 9/9-11/8/24			
			9/9-11/8/24 1800 Meridian Ave E		
			001-018-000-518-30-47-02	Water	$163.87
			1800 Meridian Ave E		
		Total 3401-2961 9/9-11/8/24			**$163.87**

Vendor	Number	Reference	Account Number	Description	Amount
		3401-3796 9/9-11/8/24			
			9/9-11/8/24 1200 Meridian Ave E		
			001-018-000-518-30-47-02	Water	$267.04
			1200 Meridian Ave E		
		Total 3401-3796 9/9-11/8/24			**$267.04**
	Total EFT Payment 11/21/2024 11:28:13 AM - 4				**$1,023.70**
Total Mt. View-Edgewood Water Co.					**$1,023.70**
Pierce College					
	26313		**2024 - November - 2nd Council Meeting**		
		WA110TPC00000000003904			
			Flagging Certification		
			001-022-000-544-20-49-03	Registration & Training	$66.75
			Flagging Certification-B.Whitman		
			410-000-000-531-38-49-03	Registration & Training	$22.25
			Flagging Certification-B.Whitman		
		Total WA110TPC00000000003904			**$89.00**
		WA110TPC00000000003905			
			Flagging Certification		
			001-022-000-544-20-49-03	Registration & Training	$66.75
			Flagging Certification-L.Bell		
			410-000-000-531-38-49-03	Registration & Training	$22.25
			Flagging Certification-L.Bell		
		Total WA110TPC00000000003905			**$89.00**
		WA110TPC00000000003906			
			Flagging Certification		
			001-022-000-544-20-49-03	Registration & Training	$66.75
			Flagging Certification-T.Pettie		
			410-000-000-531-38-49-03	Registration & Training	$22.25
			Flagging Certification-T.Pettie		
		Total WA110TPC00000000003906			**$89.00**
	Total 26313				**$267.00**
Total Pierce College					**$267.00**
Pierce County Budget & Finance Sheriff					
	26314		**2024 - November - 2nd Council Meeting**		
		CI-360291			
			April OT Services		
			001-021-000-521-20-41-02	Police Overtime	$2,879.31
			April OT Services		
		Total CI-360291			**$2,879.31**
		CI-360317			
			May OT Services		
			001-021-000-521-20-41-02	Police Overtime	$5,719.72
			May OT Services		
		Total CI-360317			**$5,719.72**

Vendor	Number	Reference	Account Number	Description	Amount
		CI-360322			
			Jul-Aug OT Services		
			001-021-000-521-20-41-02	Police Overtime	$5,070.82
			Jul-Aug OT Services		
		Total CI-360322			**$5,070.82**
		CI-360430			
			November Services		
			001-021-000-521-20-41-01	Police Services	$281,357.83
			November Services		
		Total CI-360430			**$281,357.83**
	Total 26314				**$295,027.68**
Total Pierce County Budget & Finance Sheriff					**$295,027.68**
Pitney Bowes Global Financial Services					
	EFT Payment 11/21/2024 11:28:13 AM - 5		**2024 - November - 2nd Council Meeting**		
		3319942626			
			9/30-12/29/24 Lease		
			001-018-000-591-18-70-01	Lease & SBITA Payments	$188.66
			Postage Meter Lease		
		Total 3319942626			**$188.66**
	Total EFT Payment 11/21/2024 11:28:13 AM - 5				**$188.66**
Total Pitney Bowes Global Financial Services					**$188.66**
Raedeke Associates, Inc.					
	Direct Pay Payment 11/21/2024 11:28:51 AM - 4		**2024 - November - 2nd Council Meeting**		
		61619			
			Prj 2018-097 September Services		
			001-058-000-558-60-41-01	Professional Services-Reimbursable	$42.50
			120-d1 24-1138 Prologis Demo 3 - 1st Review		
			001-058-000-558-60-41-01	Professional Services-Reimbursable	$964.50
			216-1 24-1276 lalanji - 1st Review		
			001-058-000-558-60-41-01	Professional Services-Reimbursable	$582.00
			214-2 23-1528 Pasquier - 2nd Review		
			001-058-000-558-60-41-01	Professional Services-Reimbursable	$42.50
			120-d2 24-1136 Prologis Demo 1 - 1st Review		
			001-058-000-558-60-41-01	Professional Services-Reimbursable	$42.50
			205-2 24-1318 Frunchak Wetland Review - 2nd Review		
			001-058-000-558-60-41-01	Professional Services-Reimbursable	$230.00
			120-3 Prologis Park Wetland Review - 3rd Review		
			001-058-000-558-60-41-01	Professional Services-Reimbursable	$3,589.00
			120a-2 Prologis Park - EIS Support - 2nd Review		
			001-058-000-558-60-41-01	Professional Services-Reimbursable	$1,315.59

Vendor	Number	Reference	Account Number	Description	Amount
			217-1 24-1347 Wheeler - 1st Review		
		Total 61619			**$6,808.59**
	Total Direct Pay Payment 11/21/2024 11:28:51 AM - 4				**$6,808.59**
Total Raedeke Associates, Inc.					**$6,808.59**
Shell					
	EFT Payment 11/21/2024 11:28:13 AM - 6		**2024 - November - 2nd Council Meeting**		
		100840027			
			October Statement		
			001-022-000-548-30-32-01	Fuel	$1,556.82
			Fuel		
			001-022-000-548-30-48-07	Maintenance/Repairs-Vehicles	$185.47
			Oil Change-Toolcat		
			410-000-000-531-38-32-01	Fuel	$583.50
			Fuel		
			410-000-000-531-38-48-07	Maintenance & Repairs-Vehicles	$61.83
			Oil Change-Toolcat		
		Total 100840027			**$2,387.62**
	Total EFT Payment 11/21/2024 11:28:13 AM - 6				**$2,387.62**
Total Shell					**$2,387.62**
Smarsh, Inc.					
	EFT Payment 11/21/2024 11:28:13 AM - 7		**2024 - November - 2nd Council Meeting**		
		INV-225503			
			10/1/24-9/30/25 Web Archiving		
			001-018-000-518-85-49-03	Computer Subscriptions	$5,143.70
			10/1/24-9/30/25 Web Archiving		
		Total INV-225503			**$5,143.70**
	Total EFT Payment 11/21/2024 11:28:13 AM - 7				**$5,143.70**
Total Smarsh, Inc.					**$5,143.70**
SS Landscaping Services					
	Direct Pay Payment 11/21/2024 11:28:51 AM - 5		**2024 - November - 2nd Council Meeting**		
		60668-SSL			
			November Services		
			101-000-000-542-70-48-04	Roadside- ROW Veg Maint Contractor	$2,593.21
			Landscape Maintenance Services for Nov		
		Total 60668-SSL			**$2,593.21**

Vendor	Number	Reference	Account Number	Description	Amount
		60704			
			November Services		
			001-076-000-576-80-41-10	Parks Maintenance	$1,548.23
			Landscape Maintenance Services for Nov - City Hall		
		Total 60704			**$1,548.23**
	Total Direct Pay Payment 11/21/2024 11:28:51 AM - 5				**$4,141.44**
Total SS Landscaping Services					**$4,141.44**
State Auditor's Office					
	Direct Pay Payment 11/21/2024 11:28:51 AM - 6		**2024 - November - 2nd Council Meeting**		
		L164376			
			Audit No. 57255		
			001-014-000-514-20-41-04	State Auditor	$7,545.32
			2023 Financial Audit		
		Total L164376			**$7,545.32**
	Total Direct Pay Payment 11/21/2024 11:28:51 AM - 6				**$7,545.32**
Total State Auditor's Office					**$7,545.32**
Transpo Group					
	Direct Pay Payment 11/21/2024 11:28:51 AM - 7		**2024 - November - 2nd Council Meeting**		
		33797			
			Prj. 1.21147.00 Meridian Avenue Corridor Study		
			101-000-000-542-30-41-01	Roadway-Professional Service	$165.25
			Meridian Avenue Corridor Study		
			340-000-000-595-80-63-01	Transportation Cap Projects	$661.00
			Meridian Avenue Corridor Study		
		Total 33797			**$826.25**
	Total Direct Pay Payment 11/21/2024 11:28:51 AM - 7				**$826.25**
Total Transpo Group					**$826.25**
Transportation Systems Inc.					
	26315		**2024 - November - 2nd Council Meeting**		
		52308			
			October Services		
			101-000-000-542-64-41-01	Traffic Control Devices-Professional Services	$1,021.66
			DST Firmware Updates-School Zone Flashers (2 Sites)		
		Total 52308			**$1,021.66**
	Total 26315				**$1,021.66**
Total Transportation Systems Inc.					**$1,021.66**

Vendor	Number	Reference	Account Number	Description	Amount
US Bank ACH/EFT					
	EFT Payment 11/21/2024 11:28:38 AM - 1		**2024 - November - 2nd Council Meeting**		
		110724-US Bank			
			Oct Safekeeping Fees		
			001-018-000-514-20-42-05	Bank & Bond Fees	$26.00
			October Safekeeping Fees		
		Total 110724-US Bank			**$26.00**
	Total EFT Payment 11/21/2024 11:28:38 AM - 1				**$26.00**
Total US Bank ACH/EFT					**$26.00**
US Bank Corporate Payment System					
	EFT Payment 11/21/2024 11:28:13 AM - 8		**2024 - November - 2nd Council Meeting**		
		102524-US Bank			
			October Statement		
			001-014-000-514-20-49-03	Registration & Training	$369.00
			S.Goff-PSFOA-Meeting-(S.Goff,H.Goraya); WFOA-Webinar;CPE-Courses-(H.Goraya)		
			001-018-000-518-20-31-01	Office & Operational Supplies	$100.80
			J.Bartelson-Costco & Walmart-Kitchen Supplies		
			001-018-000-518-20-31-01	Office & Operational Supplies	$90.57
			J.S-Herrera-DOL-Notary License; Amazon-Notary Stamp & Ledger		
			001-018-000-518-20-39-11	Teambuilding-Supplies	$22.96
			J.Bartelson-Fred Meyer-Chips & Salsa(Staff Recognition), Birthday Treat-(BE Team)		
			001-018-000-518-20-39-11	Teambuilding-Supplies	$32.73
			S.Goff-Dollar Tree-Treat Bags; Safeway-Candy (BE Team)		
			001-018-000-518-85-49-03	Computer Subscriptions	$69.00
			M.Ray-Dmarcly(Netflare)-Email Health/Reputation Monitor		
			001-019-030-514-20-41-03	Advertising	$6,883.37
			J.S-Herrera-Click2Mail-Town Hall Mailer-Levy LID Lift		
			001-021-000-521-20-31-01	Office & Operational Supplies	$39.98
			J.Bartelson-Costco-Trunk or Treat-PD-(MVCC)		
			001-022-000-544-20-31-54	Work Clothing/Uniforms	$41.90
			B.Whitman-Duluth Trading-Clothing Allowance-Pants (Qty 1)		
			001-022-000-544-20-43-02	Lodging & Meals	$180.60
			J.Bartelson-Comfort Inn-Lodging-CPSI Training-(T.Pettie)		
			001-022-000-544-20-43-02	Lodging & Meals	$280.14
			J.Privett-Red Lion Hotel-APWA Conference-(T.Pettie)		
			001-022-000-544-20-43-02	Lodging & Meals	$417.52
			C.Hendricksen-Texas Roadhouse & The Pub-Meals-(C.Hendricksen, J.Ward, T.Pettie, J.Privett);Red Lion Hotel-Lodging-(C.Hendricksen)		
			001-022-000-544-20-49-03	Registration & Training	$112.50
			B.Whitman-WA Vegetation Management-Pesticide Recertification		
			001-058-000-558-50-35-01	Books/Small Tools/Minor Equipment	$147.72
			J.Tumelson-International Code Council Inc.-Permit Tech Study Material-(M.Hayes)		
			001-058-000-558-60-41-08	Legal Notices/Publications	$6,883.37
			J.Metzler-Click2Mail-Mailing-Open House-Comp Plan		

Vendor	Number	Reference	Account Number	Description	Amount
			001-058-000-558-60-49-01	Memberships & Subscriptions	$636.00
			J.Metzler-APA-Membership Renewal-J.Kubitza		
			001-076-000-576-80-31-01	Operational Supplies	$132.05
			B.Whitman-Costco-Trash Bags		
			001-076-000-576-80-31-01	Operational Supplies	$495.84
			B.Whitman-Sarco Supply LLC-Restroom Disinfectant;Home Depot-Recycled Boards-Jovita Trail		
			001-076-000-576-80-31-02	Recreation Activities & Events	$79.96
			J.Bartelson-Costco-Trunk or Treat-(MVCC)		
			001-076-000-576-80-31-02	Recreation Activities & Events	$216.32
			B.Whitman-Metal Supermarkets-Reinforcement Supplies for Stars-Tree Lighting Event		
			410-000-000-531-38-31-54	Work Clothing/Uniforms	$13.97
			B.Whitman-Duluth Trading-Clothing Allowance-Pants (Qty 1)		
			410-000-000-531-38-43-04	Lodging & Meals	$93.38
			J.Privett-Red Lion Hotel-APWA Conference-(T.Pettie)		
			410-000-000-531-38-43-04	Lodging & Meals	$60.20
			J.Bartelson-Comfort Inn-Lodging-CPSI Training-(T.Pettie)		
			410-000-000-531-38-43-04	Lodging & Meals	$139.18
			C.Hendricksen-Texas Roadhouse & The Pub-Meals-(C.Hendricksen, J.Ward, T.Pettie, J.Privett);Red Lion Hotel-Lodging-(C.Hendricksen)		
			410-000-000-531-38-49-03	Registration & Training	$37.50
			B.Whitman-WA Vegetation Management-Pesticide Recertification		
		Total 102524-US Bank			**$17,576.56**
	Total EFT Payment 11/21/2024 11:28:13 AM - 8				**$17,576.56**
Total US Bank Corporate Payment System					**$17,576.56**
Grand Total		**Vendor Count**	**22**		**$374,503.22**

City of Edgewood 2024

November 26th 2024 Council Meeting Check & EFT Payment Distribution Review & Authorization

Number	Name	Print Date	Amount
US Bank	**PAYROLL ACCOUNT DISTRIBUTION**		
10611	**Last Number Issued Previous Authorization**		
DCP EFT 11/15/2024	Deferred Compensation Program	11/15/2024	$18,363.42
Direct Deposit Run -	Payroll Vendor	11/15/2024	$92,287.22
DRS EFT 11/15/2024	Dept of Retirement Systems	11/15/2024	$19,398.22
IRS EFT 11/15/2024	IRS 941	11/15/2024	$16,164.06
		Total	**$146,212.92**

Number	Name	Print Date	Amount
	CLAIM VOUCHER ACCOUNT DISTRIBUTION		
26309	**Last Number Issued Previous Authorization**		
26310	City of Sumner	11/26/2024	$7,134.75
26311	KPG Psomas, Inc.	11/26/2024	$13,773.01
26312	Menke Jackson Beyer, LLP	11/26/2024	$1,001.90
26313	Pierce College	11/26/2024	$267.00
26314	Pierce County Budget & Finance Sheriff	11/26/2024	$295,027.68
26315	Transportation Systems Inc.	11/26/2024	$1,021.66
Direct Pay Payment	AHBL	11/26/2024	$6,356.25
Direct Pay Payment	Jennings Equipment, Inc.	11/26/2024	$937.71
Direct Pay Payment	McKinstry Co, LLC	11/26/2024	$2,429.52
Direct Pay Payment	Raedeke Associates, Inc.	11/26/2024	$6,808.59
Direct Pay Payment	SS Landscaping Services	11/26/2024	$4,141.44
Direct Pay Payment	State Auditor's Office	11/26/2024	$7,545.32
Direct Pay Payment	Transpo Group	11/26/2024	$826.25
EFT Payment	American Shredding	11/26/2024	$67.50
EFT Payment	Comcast Business	11/26/2024	$786.10
EFT Payment	Lakehaven Water & Sewer District	11/26/2024	$32.30
EFT Payment	Mt. View-Edgewood Water Co.	11/26/2024	$1,023.70
EFT Payment	Pitney Bowes Global Financial Services	11/26/2024	$188.66
EFT Payment	Shell	11/26/2024	$2,387.62
EFT Payment	Smarsh, Inc.	11/26/2024	$5,143.70
EFT Payment	US Bank Corporate Payment System	11/26/2024	$17,576.56
EFT Payment	US Bank ACH/EFT	11/26/2024	$26.00
Total Claims Voucher Distribution			**$374,503.22**

Total Distribution Submitted for Review & Authorization	$ 520,716.14
Authorization Adjustments:	
Total Distribution Net of Prior Authorized Adjustments	**$ 520,716.14**

Claims Voucher Approval : I, the undersigned, do hereby certify under penalty of perjury that the materials have been furnished, the services rendered or the labor performed as described herein, that any advance payment is due and payable pursuant to a contract or is available as an option for full or partial fulfillment of a contractual obligation, and that the claim is a just, due and unpaid obligation against the City of Edgewood, and that I am authorized to authenticate and certify to said claim.

_____Accounting Manager, Stephanie Goff

_____Mayor, Dave Olson _____Council Member

City Of Edgewood
Council Agenda Summary Sheet

Subject: **AB24-050** - Appointment of Michael Stacey to Postion No. 3 of Economic Development Advisory Board	**Agenda Item #:** 6.A **For Agenda of:** 11/26/2024 **Prepared by:** Jeremy Metzler

Attachments (list):
1. EDAB Public Roster_PROPOSED_11262024

Approval of Materials:		**Expenditure Required:**
Jeremy Metzler		N/A
Rachel Pitzel, Assistant City Administrator	11/21/2024	**Amount Budgeted:** N/A
Dave Olson	11/21/2024	**Timeline:** ~~11/19/2024 SS~~ 11/26/2024 RCM

Summary Statement:
In accordance with Section 2.32.020 of the Edgewood Municipal Code (EMC), appointments to the Economic Development Advisory Board (EDAB) shall follow the City Council Rules of Procedures, which require applications and interviews for each applicant. The Mayor shall appoint the applicants, and the Council shall confirm or deny the appointments proposed by the Mayor.

Position 3 is currently vacant. Tonight we have one applicant interested in filling this vacant position. The city actively promotes these vacancies through social media and its website, with weekly posts to encourage applications.

Item History:
N/A

Recommended Action:
MOTION confirming the following Mayoral Appointment of Michael Stacey to Position 3 on the Economic Development Advisory Board with a term ending June 30, 2025.

Fiscal Note/Consideration:
N/A

ECONOMIC DEVELOPMENT ADVISORY BOARD

Public Roster

Position	Title	First Name	Last Name	Term Expires
1	Chair	Andrew	Wiesenfeld	6/30/2025
2		Amanda	Weidman	6/30/2025
3		Michael	Stacey	6/30/2025
4		Steven	Weiss	6/30/2026
5		Shawn	Olesen	6/30/2026
6	Vice-Chair	Michael	Pearce	6/30/2026
7		Kelsey	Morgan	6/30/2026

EDGEWOOD Washington

City Of Edgewood
Council Agenda Summary Sheet

Subject: **AB24-0664** - Ordinance 24-0664 setting the Property Tax Levy for Fiscal Year 2025	**Agenda Item #: 6.B** **For Agenda of: 11/26/2024** **Prepared by: Hardeep Goraya**

Attachments (list):
1. Ord No. 24-0664 2025 Property Tax Levy

Approval of Materials:		**Expenditure Required:**
Hardeep Goraya		NA
Rachel Pitzel, Assistant City Administrator	11/21/2024	**Amount Budgeted:** NA
Dave Olson	11/21/2024	**Timeline:** 11/19/2024 Study Session Discussion of Property Tax Levy Increase for 2025 11/26/2024 Regular Council Meeting for Public Hearing on Property Tax Levy Increase for 2025 and City Council Action

Summary Statement:
Annually, the City Council sets the following year's property tax levy, after budget discussions and a public hearing.

Item History:
NA

Recommended Action:
Review the budget appropriation and ask for the 2025 budget for property tax revenue.

Fiscal Note/Consideration:
NA

ORDINANCE NO. 24-0664

AN ORDINANCE OF THE CITY COUNCIL OF THE CITY OF EDGEWOOD, WASHINGTON, ESTABLISHING THE AMOUNT OF PROPERTY TAXES TO BE LEVIED FOR THE YEAR 2025, LEVYING AN INCREASE OF THE REGULAR PROPERTY TAX LEVY IN THE HIGHEST AMOUNT LAWFULLY PERMITTED, AND ESTABLISHING AN EFFECTIVE DATE.

WHEREAS, the City of Edgewood attests that the City's population is estimated at 14,080 by the Washington State Department of Financial Management; and

WHEREAS, the City Council of the City of Edgewood has properly given notice of a public hearing on revenue sources for the City's following year's current expense budget, held on November 26, 2024. The hearing included the City's consideration of possible increases in property tax revenues for fiscal year 2025, pursuant to RCW 84.55.120; and

WHEREAS, the City of Edgewood's highest lawful levy amount since 1985 was $2,332,385.07; and

WHEREAS, the City of Edgewood's actual levy amount from the previous year was $2,312,122.48; **NOW, THEREFORE,**

THE CITY COUNCIL OF THE CITY OF EDGEWOOD, WASHINGTON, DOES HEREBY ORDAIN AS FOLLOWS:

Section 1. Property Tax Levy. An increase in the regular property tax levy is hereby authorized for the levy to the maximum amount to be collected in the 2025 tax year. The dollar amount of the increase over the actual levy amount from the previous year shall be $20,263 which is a percentage increase of 0.88% from the previous year. This increase is exclusive of additional revenue resulting from new construction, improvements to property, newly constructed wind

turbines, any increase in the value of state assessed property, any annexations that have occurred and refunds made.

Section 2. Ordinance filing required. The City Clerk is directed to transmit a certified copy of this ordinance to the Office of the Auditor of the State of Washington, Division of Municipal Corporations. The City Clerk is further directed to transmit a certified copy of this ordinance to both the Pierce County Assessor-Treasurer and to the Pierce County Council, Attention Clerk immediately after passage by the City Council but no later than November 30, 2024.

Section 3. Recertification authorized. The City Clerk is further directed to timely file any recertification needed after receipt of the final adjusted year-end values in December from the Pierce County Assessor-Treasurer. Such recertification, if needed, shall be filed no later than the date established by the County Assessor's Office.

Section 4. Severability. If any section, sentence, clause or phrase of this ordinance should be held to be invalid or unconstitutional by a court of competent jurisdiction, such invalidity or unconstitutionality shall not affect the validity or constitutionality of any other section, sentence, clause or phrase of this ordinance.

Section 5. Effective Date. A summary of this Ordinance consisting of its title shall be published in the official newspaper of the City and shall take effect and be in full force five (5) days after the date of final passage. The full text of this Ordinance shall be mailed without charge, upon request.

PASSED BY THE CITY COUNCIL AND APPROVED BY THE MAYOR ON THE 26th DAY OF NOVEMBER 2024.

_____

Dave Olson, Mayor

ATTEST/AUTHENTICATED:

_____
Jill Schwerzler-Herrera
City Clerk

APPROVED AS TO FORM:

_____
Maili C. Barber, City Attorney

Date of Publication: 11/29/2024
Effective Date: 12/04/2024

City Of Edgewood
Council Agenda Summary Sheet

Subject: **AB24-0747 -** Resolution 24-0747 freezing the Traffic Impact Fee Scheduled Increase	**Agenda Item #:** 6.C **For Agenda of:** 11/26/2024 **Prepared by:** Chuck Hendricksen

Attachments (list):
1. RESOLUTION 24.0747, FREEZING THE SCHEDULED TRAFFIC IMPACT FEE INCREASE
2. Edgewood TIF Schedule (2023)
3. City Cost Index - Seattle - As of September 2024 _ Engineering News-Record

Approval of Materials:		**Expenditure Required:**
Chuck Hendricksen		N/A
Rachel Pitzel, Assistant City Administrator	11/21/2024	**Amount Budgeted:** N/A
Dave Olson	11/21/2024	**Timeline:** ~~10/01/2024 SS~~ ~~11/19/2024 SS~~ 11/26/2024 RCM

Summary Statement:
Edgewood Municipal Code (EMC) 4.30.130 establishes the following method for automatic annual updates to the Transportation Impact Fee (TIF) schedule: "The public works director shall use the Construction Cost Index for Seattle (June-June) published by the Engineering News-Record to calculate annual inflation adjustments in the impact fee schedule. The impact fee schedule shall not be adjusted for inflation if the index remains unchanged." Furthermore, "A copy of the indexed impact fee schedule shall be provided to the city council each October, but the indexed impact fee schedule shall become effective without further council action."

The current TIF schedule (effective January 1, 2024) sets the per-trip rate at $11,944. Attached for Council's reference is the current Construction Cost Index report, including said index for the month of June in the years 2022 and 2023. June 2023's CCI is listed at 15241.71, and June 2024 is 15492.56. Dividing 2024's value by 2023's, we calculate a total increase of 1.64%. Following the aforementioned procedure, the TIF per-trip rate would become $12,140 effective January 1, 2025 without council action. Staff is recommending that council stop this increase through resolution and freeze the per trip rate at it's current rate of $11,944.

Item History:
N/A

Recommended Action:
Hold a discussion and provide staff guidance regarding **AB24-0747 -** Resolution 24-0747 freezing the Traffic Impact Fee Scheduled Increase

Fiscal Note/Consideration:
The anticipated Traffic Impact Fee (TIF) fund balance at the end of 2024 is $5,500,000. If the automatic increase is not desired by the Council, staff expects a loss in TIF revenues of about $6,500 per year, or about $40,000 over the next six years. For reference, the current draft Capital Improvement Program (CIP) includes over $7.8M in TIF expenditures through 2030.

RESOLUTION NO. 24-0747

A RESOLUTION OF THE CITY COUNCIL OF THE CITY OF EDGEWOOD, PIERCE COUNTY, WASHINGTON, FREEZING THE TRAFFIC IMPACT FEE SCHEDULED INCREASE

WHEREAS, the City Council of the City of Edgewood has determined that the current traffic impact fees, set forth in Exhibit A – Fee Schedule, should remain in effect for a period of one year; and

WHEREAS, the City Council desires to freeze the traffic impact fee schedule to ensure stability for developers and the community during this period; and

NOW, THEREFORE, THE CITY COUNCIL OF THE CITY OF EDGEWOOD, WASHINGTON, HEREBY RESOLVES AS FOLLOWS:

Section 1. **Traffic Impact Fees.** The Traffic Impact Fees outlined in Exhibit A – Fee Schedule, shall remain unchanged and in effect for the period of ONE YEAR, beginning January 1, 2025. Any future adjustments to the fee schedule shall require a subsequent action by the City Council through a Resolution.

Section 2. Effective Date. This resolution will take effect immediately upon passage by the City Council.

ADOPTED THIS 26TH DAY OF NOVEMBER, 2024

_____
Dave Olson, Mayor

ATTEST:

_____
Jill Schwerzler-Herrera, CMC
City Clerk

Exhibit A

City of Edgewood
Schedule of Transportation Impact Fees

Cost per PM peak hour trip end = $11,489

Land Use Category - ITE 9th Edition	Notes (see below)	ITE Land Use Code	ITE Average PM Peak Hour Trip Rate (1)	Unit*	Pass-By Trip Reduction Factor ** (2)	Net New Trip Rate (3)	Impact Fee Per Unit (4)
RESIDENTIAL							
Single-Family Detached Housing	2	210	1.01	Dwelling Unit	1.00	1.01	$11,604
Multi-Family Housing (Low-Rise)	2	220	0.56	Dwelling Unit	1.00	0.56	$6,434
Multi-Family Housing (Mid-Rise)	2	221	0.44	Dwelling Unit	1.00	0.44	$5,055
Mobile Home Park	2	240	0.59	Occupied Dwelling Unit	1.00	0.59	$6,779
Senior Adult Housing-Detached	2	251	0.30	Dwelling Unit	1.00	0.30	$3,447
INSTITUTIONAL							
Public Park		411	0.11	Acre	1.00	0.11	$1,264
Multi-Purpose Recreational Facility	1	435	3.58	1,000 sf GFA	1.00	3.58	$41,131
Movie Theater	1	444	0.09	Seat	1.00	0.09	$1,034
Casino/Video Lottery Establishment		473	13.49	1,000 sf GFA	1.00	13.49	$154,987
Racquet / Tennis Club	1	491	3.82	Court	1.00	3.82	$43,888
Health/Fitness Club		492	3.45	1,000 sf GFA	1.00	3.45	$39,637
Elementary School		520	0.16	Student	1.00	0.16	$1,838
Middle School/Junior High School		522	0.15	Student	1.00	0.15	$1,723
High School		525	0.14	Student	1.00	0.14	$1,608
Private School (K-12)	1	532	0.17	Student	1.00	0.17	$1,953
Church		560	0.49	1,000 sf GFA	1.00	0.49	$5,630
Day Care Center	4	565	11.12	1,000 sf GFA	1.00	11.12	$127,758
Library		590	8.16	1,000 sf GFA	1.00	8.16	$93,750
Hospital	2	610	0.97	1,000 sf GFA	1.00	0.97	$11,144
Nursing Home		620	0.59	1,000 sf GFA	1.00	0.59	$6,779
BUSINESS & COMMERCIAL							
Hotel	3 (a)	310	0.60	Room	0.75	0.45	$5,170
All Suites Hotel	3 (a)	311	0.36	Room	0.75	0.27	$3,102
Motel	3 (a)	320	0.38	Room	0.75	0.29	$3,274
Building Materials/Lumber Sales	3 (a)	812	2.06	1,000 sf GFA	0.75	1.55	$17,751
Free-Standing Discount Superstore		813	4.33	1,000 sf GFA	0.71	3.07	$35,321
Free-Standing Discount Store		815	4.83	1,000 sf GFA	0.83	4.01	$46,058
Hardware/Paint Store		816	2.68	1,000 sf GFA	0.74	1.98	$22,785
Nursery (Garden Center)		817	6.94	1,000 sf GFA	0.75	5.21	$59,800
Nursery (Wholesale)		818	5.18	1,000 sf GFA	0.75	3.89	$44,635
Shopping Center	2	820	3.81	1,000 sf GLA	0.66	2.51	$28,890
Quality Restaurant		931	7.80	1,000 sf GFA	0.56	4.37	$50,184
High Turnover (Sit-Down) Restaurant		932	9.77	1,000 sf GFA	0.57	5.57	$63,981
Fast Food Restaurant without Drive-Through	1	933	28.34	1,000 sf GFA	0.50	14.17	$162,799
Fast Food Restaurant with Drive-Through		934	32.67	1,000 sf GFA	0.5	16.34	$187,673
Quick Lubrication Vehicle Shop		941	4.85	Servicing Position	0.61	2.96	$33,990
Automobile Care Center		942	3.11	1,000 sf GLA	0.61	1.90	$21,796
Automobile Sales		841	3.75	1,000 sf GFA	0.75	2.81	$32,313
Automobile Parts Sales		843	4.91	1,000 sf GFA	0.57	2.80	$32,154
Gasoline/Service Station		944	14.03	Vehicle Fueling Position	0.58	8.14	$93,491
Gasoline/Service Station with Convenience Market		945	13.99	Vehicle Fueling Position	0.44	6.16	$70,722
Self-Service Car Wash		947	5.54	Wash Stall	0.77	4.27	$49,010
Tire Store		848	3.98	1,000 sf GFA	0.72	2.87	$32,923
Tire Superstore		849	2.11	1,000 sf GFA	0.72	1.52	$17,454
Supermarket	2	850	9.24	1,000 sf GFA	0.64	5.91	$67,941
Convenience Market		851	49.11	1,000 sf GFA	0.49	24.06	$276,470
Convenience Market with Gas Pumps		853	49.29	1,000 sf GFA	0.34	16.76	$192,540
Discount Supermarket		854	8.38	1,000 sf GFA	0.79	6.62	$76,059
Discount Club		857	4.18	1,000 sf GFA	0.63	2.63	$30,255
Home Improvement Superstore		862	2.33	1,000 sf GFA	0.58	1.35	$15,526
Electronics Superstore	1	863	4.26	1,000 sf GFA	0.60	2.56	$29,366
Toy/Children's Superstore	1, 3 (b)	864	5.00	1,000 sf GFA	0.66	3.30	$37,914
Pet Supply Superstore		866	3.55	1,000 sf GFA	0.60	2.13	$24,472
Apparel Store	3 (a)	876	4.12	1,000 sf GFA	0.75	3.09	$35,501
Pharmacy/Drug Store without Drive-Through		880	8.51	1,000 sf GFA	0.47	4.00	$45,953
Pharmacy/Drug Store with Drive-Through		881	10.29	1,000 sf GFA	0.51	5.25	$60,293
Furniture Store		890	0.52	1,000 sf GFA	0.47	0.24	$2,808
Walk-in Bank	1, 3 (c)	911	12.13	1,000 sf GFA	0.65	7.88	$90,585
Drive-in Bank		912	20.45	1,000 sf GFA	0.65	13.29	$152,718
OFFICE							
Clinic	1	630	3.28	1,000 sf GFA	1.00	3.28	$37,684
Animal Hospital/Veterinary Clinic		640	3.53	1,000 sf GFA	1.00	3.53	$40,556
General Office Building	2	710	1.15	1,000 sf GFA	1.00	1.15	$13,212
Medical-Dental Office Building	2	720	3.46	1,000 sf GFA	1.00	3.46	$39,752
United States Post Office		732	11.21	1,000 sf GFA	1.00	11.21	$128,792
Office Park	1	750	1.07	1,000 sf GFA	1.00	1.07	$12,293
Research and Development Center	2	760	0.49	1,000 sf GFA	1.00	0.49	$5,630
Business Park	1	770	0.42	1,000 sf GFA	1.00	0.42	$4,825
INDUSTRIAL							
General Light Industrial	2	110	0.63	1,000 sf GFA	1.00	0.63	$7,238
Industrial Park		130	0.40	1,000 sf GFA	1.00	0.40	$4,596
Manufacturing		140	0.67	1,000 sf GFA	1.00	0.67	$7,698
Warehousing	2	150	0.19	1,000 sf GFA	1.00	0.19	$2,183
Mini-Warehouse (Self-Storage)		151	0.17	1,000 sf GFA	1.00	0.17	$1,953
High-Cube Fulfillment Center Warehouse	1	155	1.37	1,000 sf GFA	1.00	1.37	$15,740
Utility	2	170	2.27	1,000 sf GFA	1.00	2.27	$26,080
PORT and TERMINAL							
Intermodal Truck Terminal	1	30	1.87	1,000 sf GFA	1.00	1.87	$21,484
Park-and-Ride Lot with Bus or Light Rail Service	2	90	0.43	Parking Space	1.00	0.43	$4,940

* Abbreviations include: GFA = Gross Floor Area, sf = square feet, and GLA = Gross Leasable Area.

** The Pass-By Trip Reduction Factor reduces the Average Trip Rate based on average Pass-By trip percentages published in the *ITE Trip Generation Handbook* (3rd Edition, 2017) and previously adopted factors.

NET NEW TRIP RATE CALCULATION:

ITE Trip Rate (1)	X	Pass-By Reduction Factor (2)	=	Net New Trip Rate (3)

IMPACT FEE CALCULATION:

Net New Trip Rate (3)	X	$11,489 Per New PM Peak Hour Trip	=	Impact Fee per Unit of Development (4)

NOTES:

(1) *Trip Generation* (10th Edition, 2017) has less than 6 studies supporting this average rate. Applicants are strongly encouraged to conduct, at their own expense, independent trip generation studies in support of their application.

(2) Alternatively, the PM peak hour trip regression equation in *Trip Generation* can be used instead of the average trip rate identified in the table. However the equation must be used according to the instructions in *Trip Generation*.

(3) No pass-by rates are available. Pass-by rates were estimated from other similar uses.

Code	Land Use	Pass-By Trip Reduction Factor
3 (a)	No Data Available 25% Estimated Pass-by	**0.75**
3 (b)	Shopping Center (850)	**0.66**
3 (c)	Drive-in Bank (912)	**0.65**

(4) Consistent with RCW 82.02.060, Day Care Centers shall not have a fee greater than that imposed on commercial development activities that generate a similar number, volume, type, and duration of vehicle trips.

ENR
Engineering News-Record

City Cost Index - Seattle - As of September 2024

The building and construction cost indexes for ENR's individual cities use the same components and weighting as those for the 20-city national indexes. The city indexes use local prices for portland cement and 2 X 4 lumber and the national average price for structural steel. The city's BCI uses local union wages, plus fringes, for carpenters, bricklayers and iron workers. The city's CCI uses the same union wages for laborers.

To find more recent cost index data, go to this webpage (link below) and click on the link for the year you need, and then navigate to the week you need. Keep in mind that the city cost index figures are always published in the second weekly issue of the month.

http://www.enr.com/economics/current_costs

Go back to view all City Indexes.

ENR COST INDEXES IN SEATTLE (1978-2024)

YEAR	MONTH	BCI	%CHG	CCI	%CHG
2024	September	9128.56	+4.3	15711.66	+2.5
2024	August	9131.06	+6.3	15714.16	+3.6
2024	July	9048.56	+5.3	15631.66	+3.0
2024	June	8909.46	+2.9	15492.56	+1.6
2024	May	8911.96	+5.5	15495.06	+3.1
2024	April	8909.46	+5.5	15492.56	+3.1
2024	March	8894.46	+4.4	15477.56	+2.5
2024	February	8891.96	+4.6	15475.06	+2.6

YEAR	MONTH	BCI	%CHG	CCI	%CHG
2024	January	8728.76	+2.1	15311.86	+1.2
2023	December	8591.26	+0.7	15174.36	+0.4
2023	November	8754.46	+1.6	15337.56	+0.9
2023	October	8751.96	+1.6	15335.06	+0.9
2023	September	8749.46	+1.5	15332.56	+0.9
2023	August	8588.76	+2.7	15171.86	+2.0
2023	July	8591.26	+4.4	15174.36	+3.0
2023	June	8658.43	+6.2	15241.71	+4.0
2023	May	8447.67	+4.1	15030.95	+2.8
2023	April	8448.04	+6.5	15031.28	+3.7
2023	March	8523.53	+8.0	15106.78	+4.5
2023	February	8504.28	+11.2	15087.53	+4.6
2023	January	8548.84	+11.8	15132.08	+10.3
2022	December	8532.09	+10.5	15115.33	+10.5
2022	November	8619.44	+14.6	15202.68	+11.8
2022	October	8614.69	+14.9	15197.93	+12.0
2022	September	8619.17	+15.7	15202.41	+12.4
2022	August	8366.51	+13.2	14873.27	+10.4
2022	July	8231.90	+14.7	14738.60	+11.2
2022	June	8154.49	+15.0	14661.19	+11.4
2022	May	8116.99	+17.3	14623.69	+12.5
2022	April	7932.84	+15.5	14493.29	+12.0
2022	March	7890.59	+16.2	14451.04	+12.3
2022	February	7648.51	+13.3	14425.33	+12.5